

Print Number:

Print Date:

NOBLELIFT

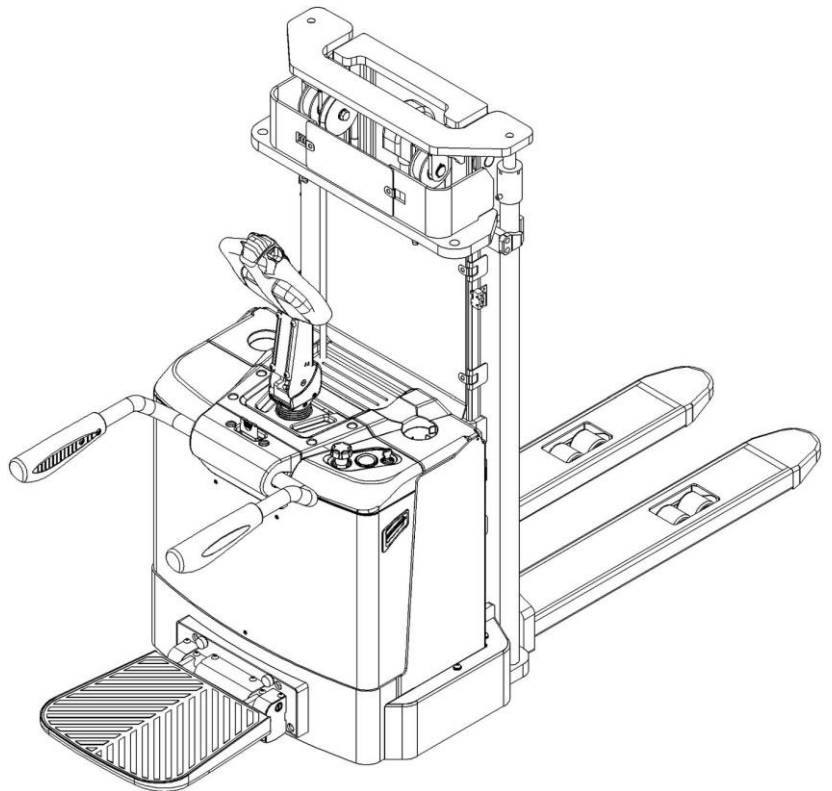


Scan QR Code for More

Electric Pallet Stacker PSB12

PARTS MANUAL

533246020101



Version: V02

Truck Identification Number From:

Parts Manual

PSB12-PM02EN

Please order spare parts from authorized dealers of Noblelift Intelligent Equipment Co., LTD.

In order to avoid wrong delivery, all the orders for spare parts should specify the following items:

- Truck model, identification number and manufacture year.
- Orders for spare parts of mast, hydraulic transmission unit, steering axle, motor, etc. shall indicate the manufacture number of these parts.
- Codes for Noblelift spare parts are shown in the table of parts manual. Please also pay attention to the description of supply status, order quantity, etc. (check the number listed in "Mark" column of the parts manual).

"Mark" Column:

The unmarked indicates the parts are in short supply cycle.

Number 1: supply as package. Indicating these that parts are small parts and seal parts, which are supplied in package unit and in short supply cycle.

Number 2: supply with constraints. Indicating that these spare parts are not in stock and will be prepared for production after receiving the order from customers, which are in long supply cycle.

Number 3: phasing-out supply. Indicating that these parts will be replaced by new parts due to technical improvements and the current stock will not be available when these parts run out. Please check the description of technical improvements notice.

Number 4: supply as assembly. Indicating that these parts are assembly parts defined by manufacture process, which cannot be supplied as a single part.

Number 5: check other tables.

This parts manual is the property of Noblelift and can be shared under the confidential agreement only, Noblelift has the right to claim for compensation of any unauthorized use. Copy without permission is not allowed. Figures in the manual are not limited by the original design. Noblelift Intelligent Equipment Co., LTD reserves the right to improve the products for continuous technology progress.

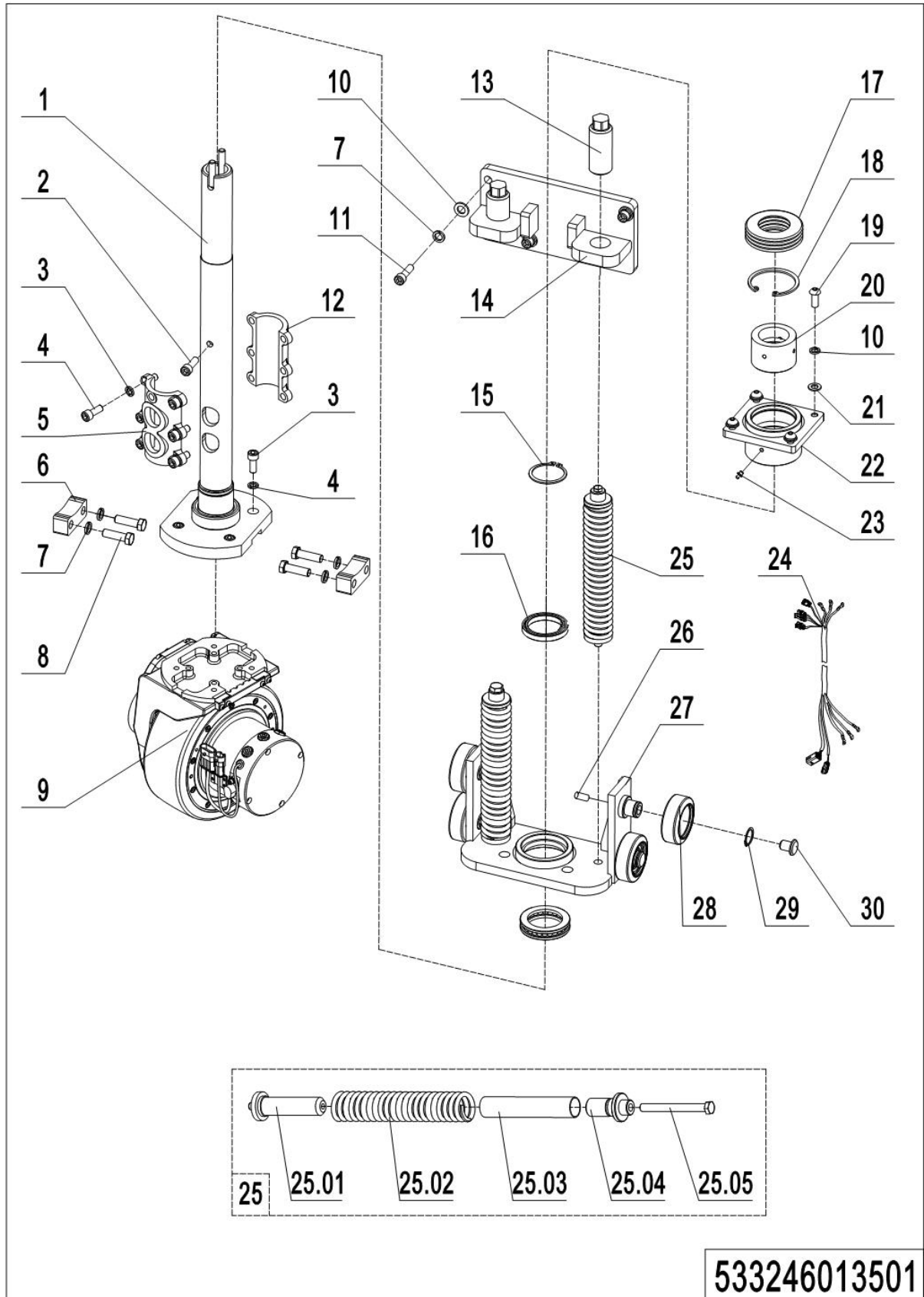
Table of Contents

Chapter 1: Drive system.....	5
01 Drive Unit (Manual Steering) (533246013501).....	5
01 Drive Unit (Manual steering)(533246013501) Continuation.....	7
02 Drive Assembly(509846013502)	9
03 Drive Unit (EPS) (533246013502)	11
04 Drive Unit (EPS)(533246013004)	13
Chapter 2: Hydraulic System.....	15
01 Hydraulic Unit (PSB12S Single Mast) (533246024001).....	15
01 Hydraulic Unit (PSB12S Single Mast) (533246024001) Continuation	17
02 Hydraulic Unit (PSB12S Single Mast, Proportional Lift) (533246024002).....	19
02 Hydraulic Unit (PS B12S Single Mast, Proportional Lift) (533246024002) Continuation	21
03 Hydraulic Unit (PSB12D Double Mast, Standard Lift) (533246024003).....	23
03 Hydraulic Unit (PSB12D Double Mast, Standard Lift) (533246024003) Continuation	25
04 Hydraulic Unit (PSB12D Double Mast, Standard Lift/ Proportional Lift) (533246024004).....	27
04 Hydraulic Unit (PSB12D Double Mast, Standard Lift/ Proportional Lift) (533246024004) Continuation.....	29
05 Hydraulic Unit (PSB12F Double Mast, FFL) (533246024005)	31
05 Hydraulic Unit (PSB12F Double Mast, FFL) (533246024005) Continuation.....	33
06 Hydraulic Unit (PSB12F Double Mast, FFL/ Proportional Lift) (533246024006)	35
06 Hydraulic Unit (PSB12F Double Mast, FFL/ Proportional Lift) (533246024006) Continuation....	37
07 Pump Unit (2.2KW, 2.0cc) (532646023503)	39
Chapter 3: Truck Frame	41
01 Chassis (533246021501).....	41
02 Guard Arm (505646017501).....	43
03 Platform (505646018001).....	45
03 Platform (505646018001) Continuation	47
04 Battery Cover, Top (533246021502).....	49
05 Fork Carriage (533246038001).....	51
Chapter 4 : Mast.....	53
01 Single Mast (PSB12S) (533246043001).....	53
02 Double Mast (PSB12D Double Mast, Standard Lift) (533246044001).....	55
02 Double Mast (PSB12D Double Mast, Standard Lift) (533246044001) Continuation	57
03 Double Mast (PSB12F Double Mast, FFL) (533246043501).....	59
Chapter 5: Steering System, Braking System, Wheels	61
01 Tiller Unit (505646011001)	61
02 Control Handle (505646011002)	63
03 Load Wheel (532646017001)	65
04 Caster (533246016501).....	67
Chapter 6: Electrical Parts	69
01 Display Assembly (505646010001).....	69
02 Wire Harness (Manual Steering) (533246033001)	71
03 Wire Harness (EPS) (533246033002).....	73

04 Controller (533246033003)	75
05 Charger (533246036501)	77
06 Traction Battery (533246037001)	79
Chapter 7: Special Parts	81
01 Load Backrest (532646040501)	81
Chapter 8: Others	83
01 Labels and Decals-EU (533246047001)	83
02 Labels and Decals-US (533246047002)	85
Appendix	87
01 Electrical Circuit Diagram (Manual Steering) (533246045501)	87
02 Electrical Circuit Diagram (EPS) (533246045502)	88
03 Hydraulic Diagram (533246045503)	89

Chapter 1: Drive system

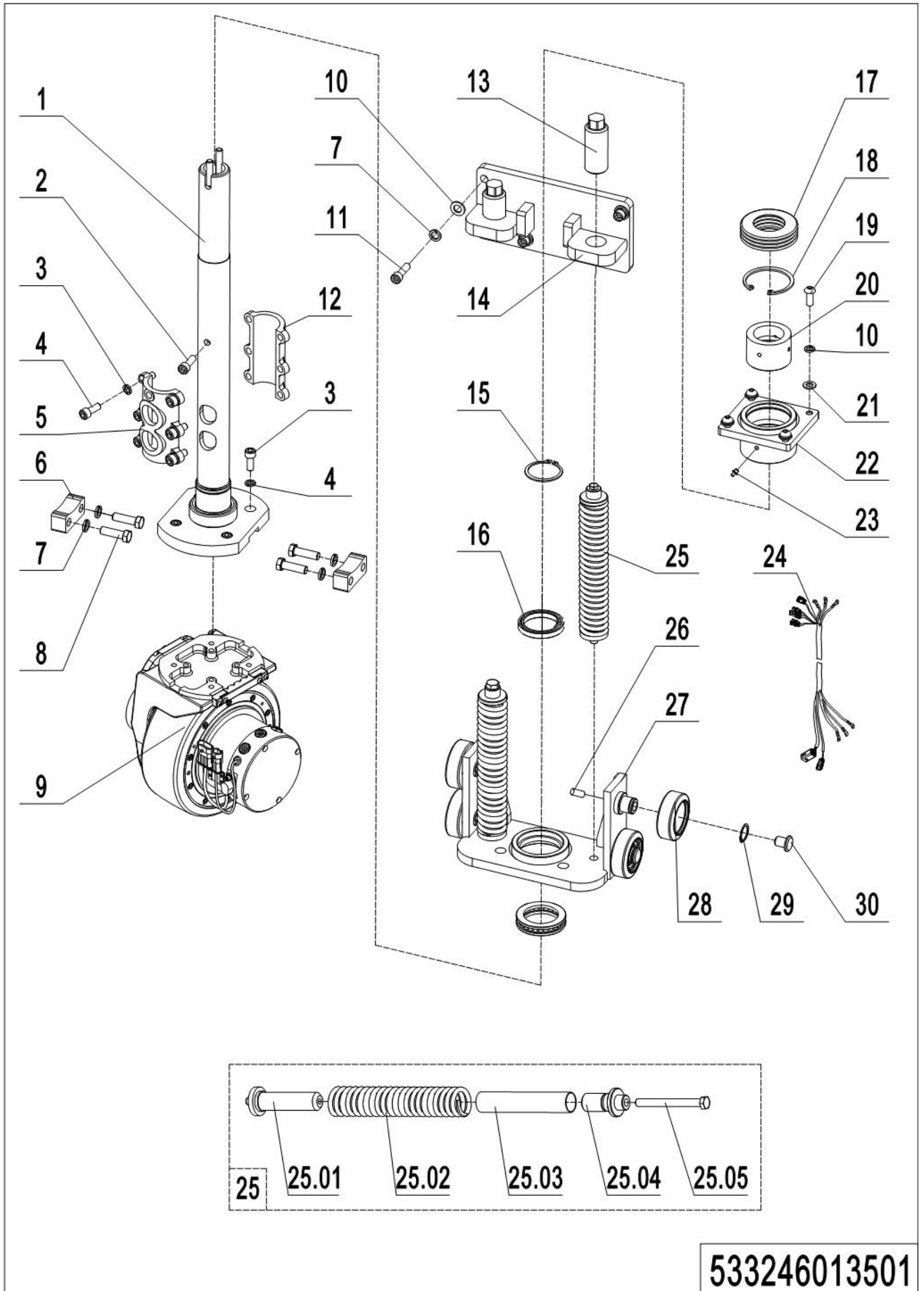
01 Drive Unit (Manual Steering) (533246013501)



01 Drive Unit (Manual Steering) (533246013501)

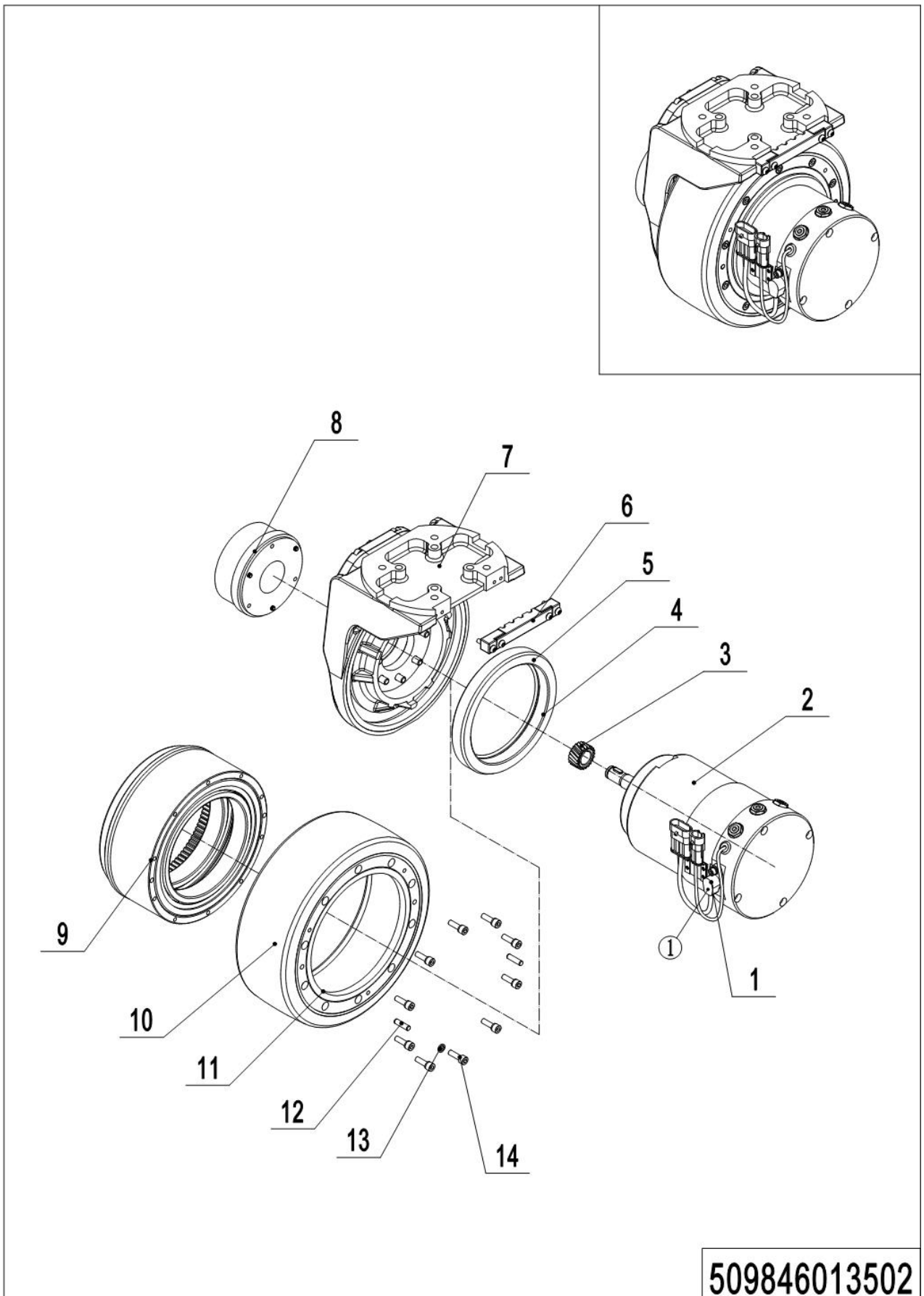
No.	Item Code	Mark	Item Description	Qty.	Substitute	Note
1	533231210000		handle Spindle	1		
2	910200200077	1	Screw	1		
3	910400500007	1	Spring Washer	10		
4	910200200076	1	Screw	14		
5	533231220005	2	Hoop	1		
6	533221520039		Stop Block	1		
7	910400500008	1	Spring Washer	4		
8	910100300052	1	Bolt	8		
9	940900300011	2	Drive Unit	1		509846013502
10	910400100008	1	Flat Washer	4		
11	910200200099	1	Screw	4		
12	533231220006	2	Hoop	1		
13	533213520003		Bolt	2		
14	533213510001		Fixing Mount	1		
15	910401300026		Circlip	1		
16	910700200042		Bearing	1		
17	940600400001		Dust Cover	1		
18	910401400020	1	Circlip	1		
19	910100300036	1	Bolt	4		
20	533231220004		Nylon Sleeve	1		
21	910400100007	1	Flat Washer	4		
22	533231220007		Fixing Base	1		
23	911200100002		Oil Cup	1		
24	533298510010		Wire Harness	1		
25	533213510002		Spring Components	2		
25.01	533213520007		Guide Rail	2		
25.02	532613520027		Spring	2		
25.03	532613520003		Sleeve	2		
25.04	533213520008		Gland	2		
25.05	941100200001	1	Bolt	2		

01 Drive Unit (Manual steering)(533246013501) Continuation



01 Driver Unit (Manual Steering) (533246013501) Continuation

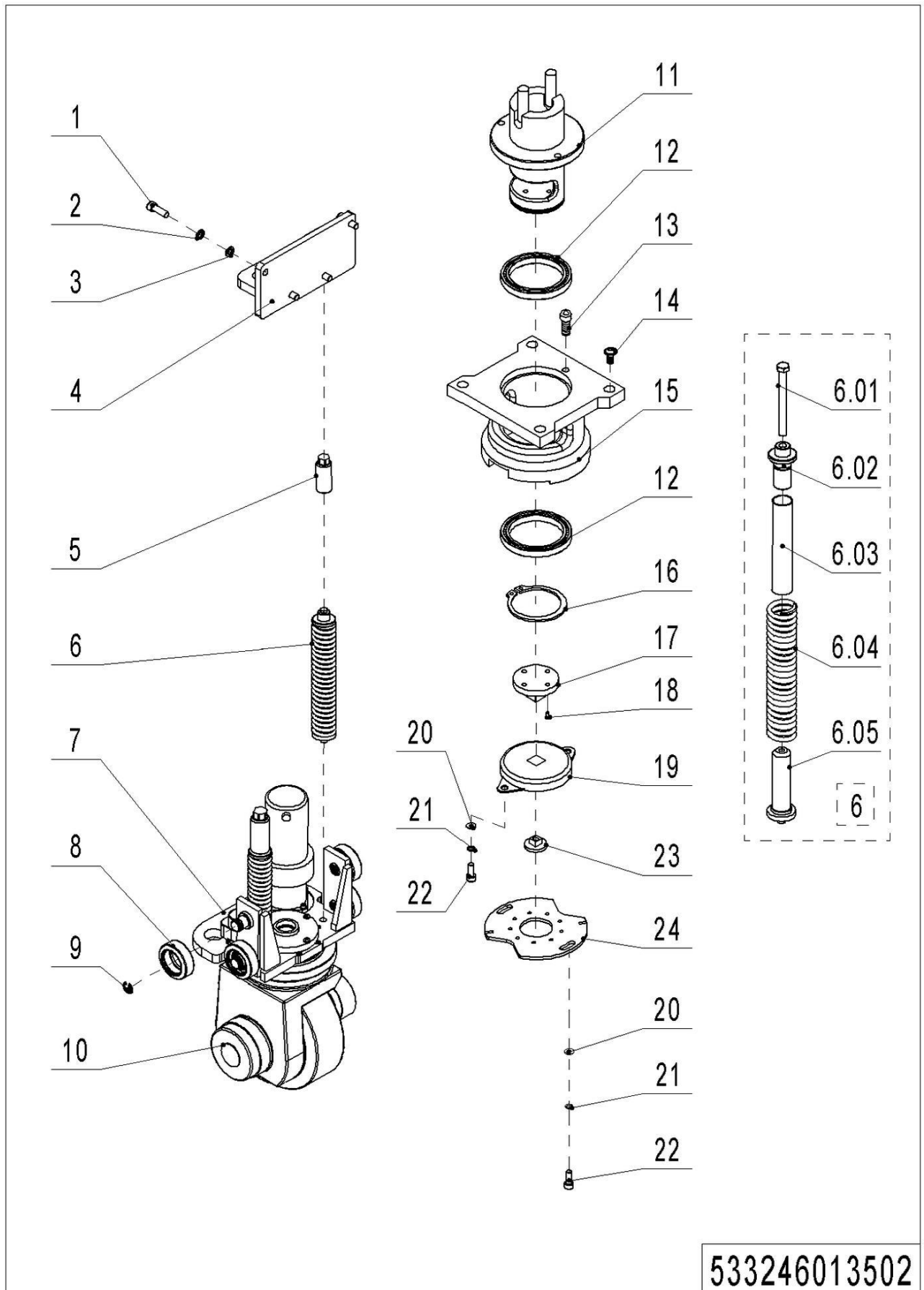
No.	Item Code	Mark	Item Description	Qty.	Substitute	Note
26	910200800033	1	Screw	4		
27	533213510003		Wheel Carrier	1		
28	940200100007		Main Roller	4		
29	910401300014	1	Circlip	4		
30	533213520016		Adjusting Block	4		

02 Drive Assembly(509846013502)

02 Drive Assembly(509846013502)

No.	Item Code	Mark	Item Description	Qty.	Substitute	Note
1	961000100016		Encoders	1		
2	961000100013		Motor	1		
3	961000100007	1	Gear	1		
4	961000100009	1	Seal Base	1		
5	910800100085		O-Ring	1		
6	509898510004		Wire Board Assembly	1		
7	509898510005		Gearbox	1		
8	961000100014		Brake	1		8N. m
9	509898510006		Internal Gear Assembly	1		
10	961000100010		Tyre	1		
11	940998520051		Seal Ring	1		160×175×10
12	910600100013	1	Cylindrical Pin	4		
13	910400500018	1	Spring Washer	20		
14	910200200139	1	Screw	10		

03 Drive Unit (EPS) (533246013502)

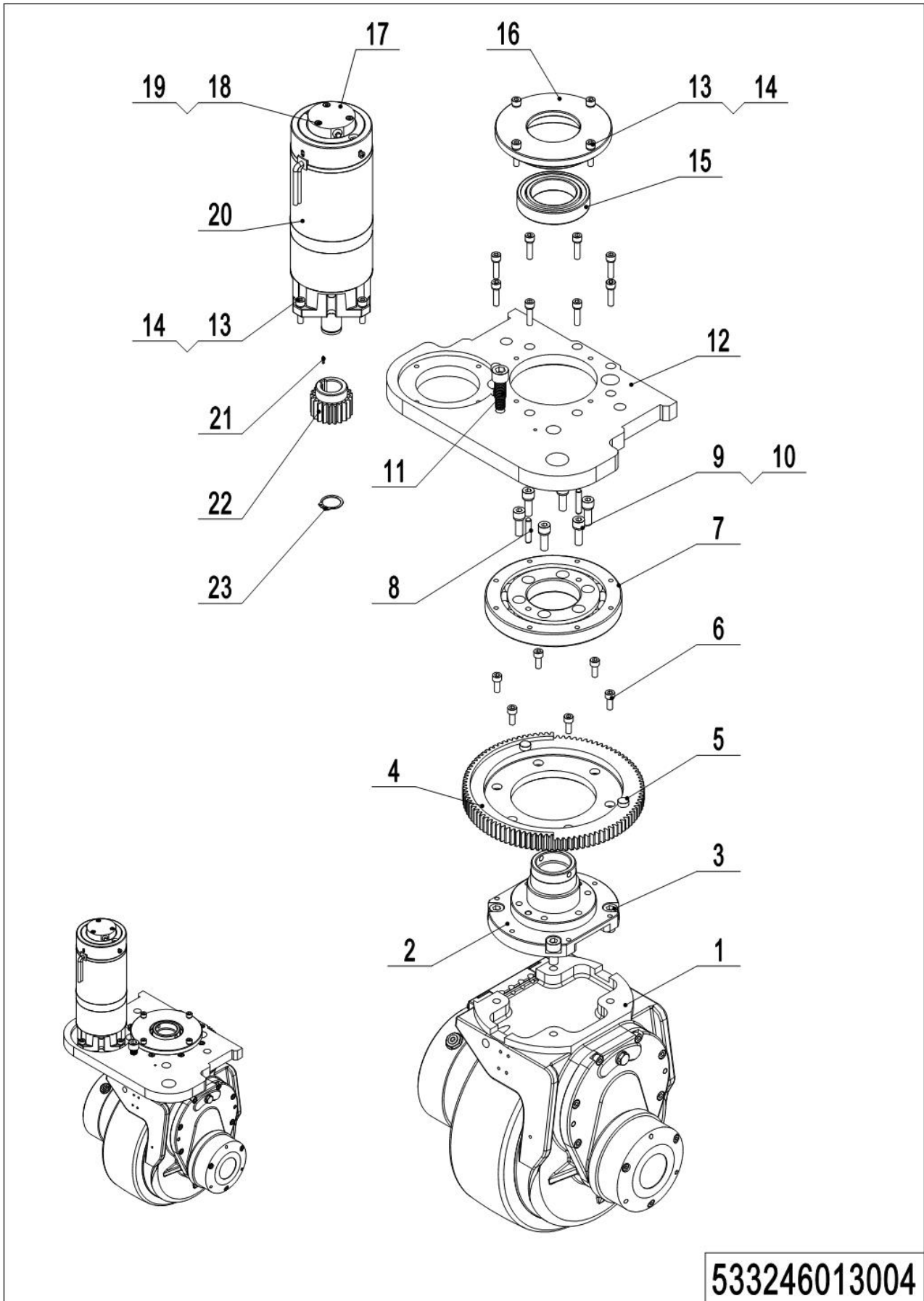


533246013502

03 Drive Unit (EPS) (533246013502)

No.	Item Code	Mark	Item Description	Qty.	Substitute	Note
1	910200200099	1	Screw	4		
2	910400500008	1	Spring Washer	4		
3	910400100008	1	Flat Washer	4		
4	533213510001		Fixing Mount	1		
5	533213520003		Bolt	2		
6	533213510002		Spring Components	2		
6.01	941100200001	1	Bolt	2		
6.02	533213520008		Gland	2		
6.03	532613520003		Sleeve	2		
6.04	532613520027		Spring	2		
6.05	533213520007		Guide Rail	2		
7	533213510004		Wheel Carrier	1		
8	940200100007		Main Roller	4		
9	910401300014	1	Circlip	4		
10	961001100000	2	Steering Unit	1		533246013004
11	505631510001		Bracket	1		
12	910700200041		Bearing	2		
13	910200200032	1	Screw	3		
14	910200200075	1	Screw	4		
15	505631520002		Fixing Base	1		
16	910401300024	1	Circlip	1		
17	505631520005		Link Block	1		
18	910200200013	1	Screw	4		
19	940801200001		Rotary Damper	1		
20	910400100004	1	Flat Washer	4		
21	910400500004	1	Spring Washer	4		
22	910200200021	1	Screw	4		
23	505631520003		Link Block	1		
24	505731520001		Fixing Plate	1		

04 Drive Unit (EPS)(533246013004)

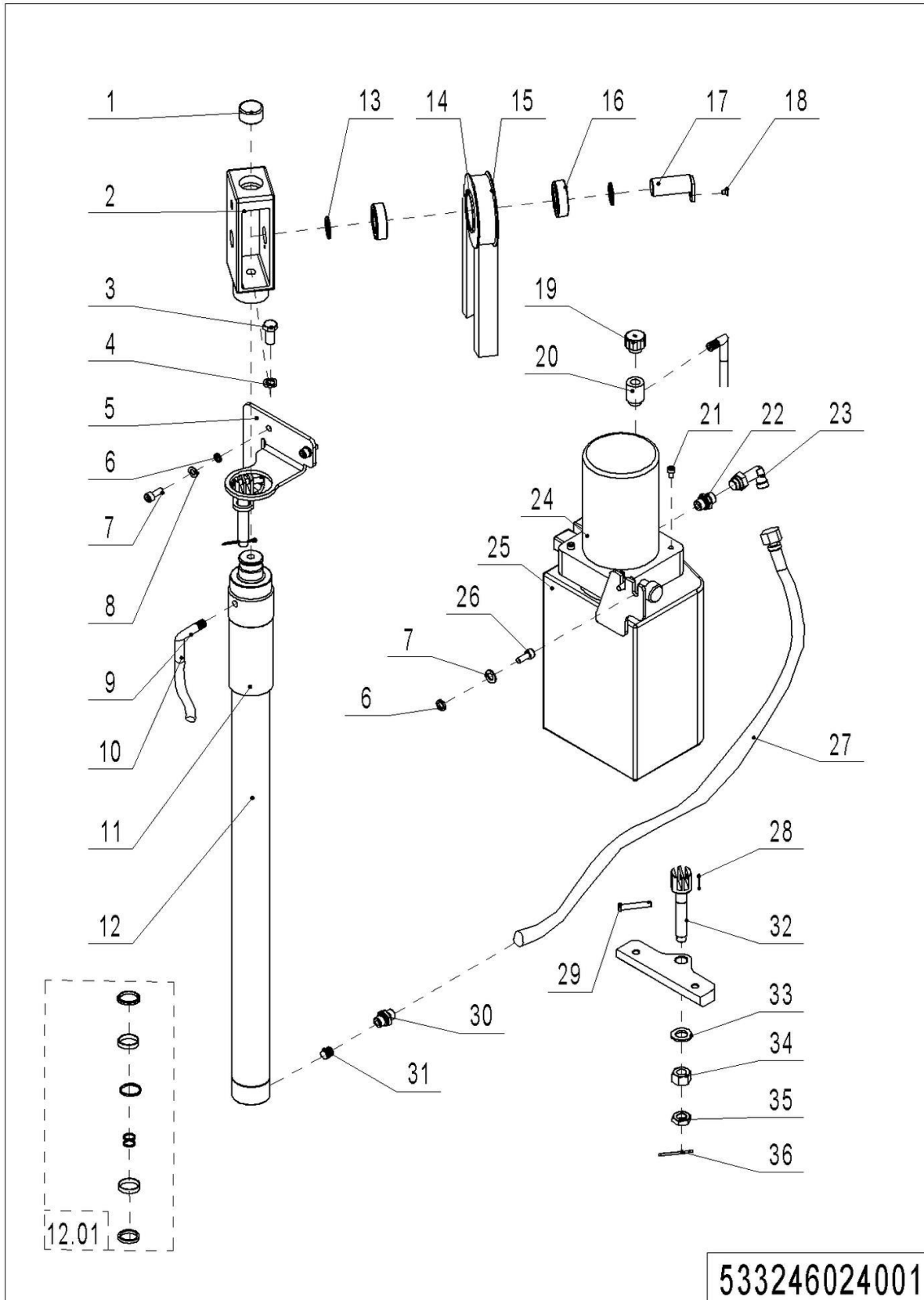


04 Drive Unit (EPS)(533246013004)

No.	Item Code	Mark	Item Description	Qty.	Substitute	Note
1	961000100000	2	Drive Unit	1		
2	961001100001		Slewing Base	1		
3	910200200142	1	Screw	4		
4	961001100002	2	Gear	1		
5	961001100006		Pin	2		
6	910200200146	1	Screw	6		
7	961001100003		Slewing Bearing	1		
8	910600100016		Cylindrical Pin	2		
9	910400500019	1	Spring Washer	6		
10	910200200147	1	Screw	6		
11	961001100008		Screw	1		
12	533213510004		Wheel Carrier	1		
13	910400500018	1	Spring Washer	16		
14	910200200140	1	Screw	16		
15	910700200052		Bearing	1		
16	961001100005		Endcap	1		
17	961000500007		Sensor	1		
18	910200200011	1	Screw	3		
19	910400500016	1	Spring Washer	3		
20	961000500006		Steering Unit	1		
21	910600800015		Flat Key	1		
22	961001100007		Gear	1		
23	910401300012		Circlip	1		

Chapter 2: Hydraulic System

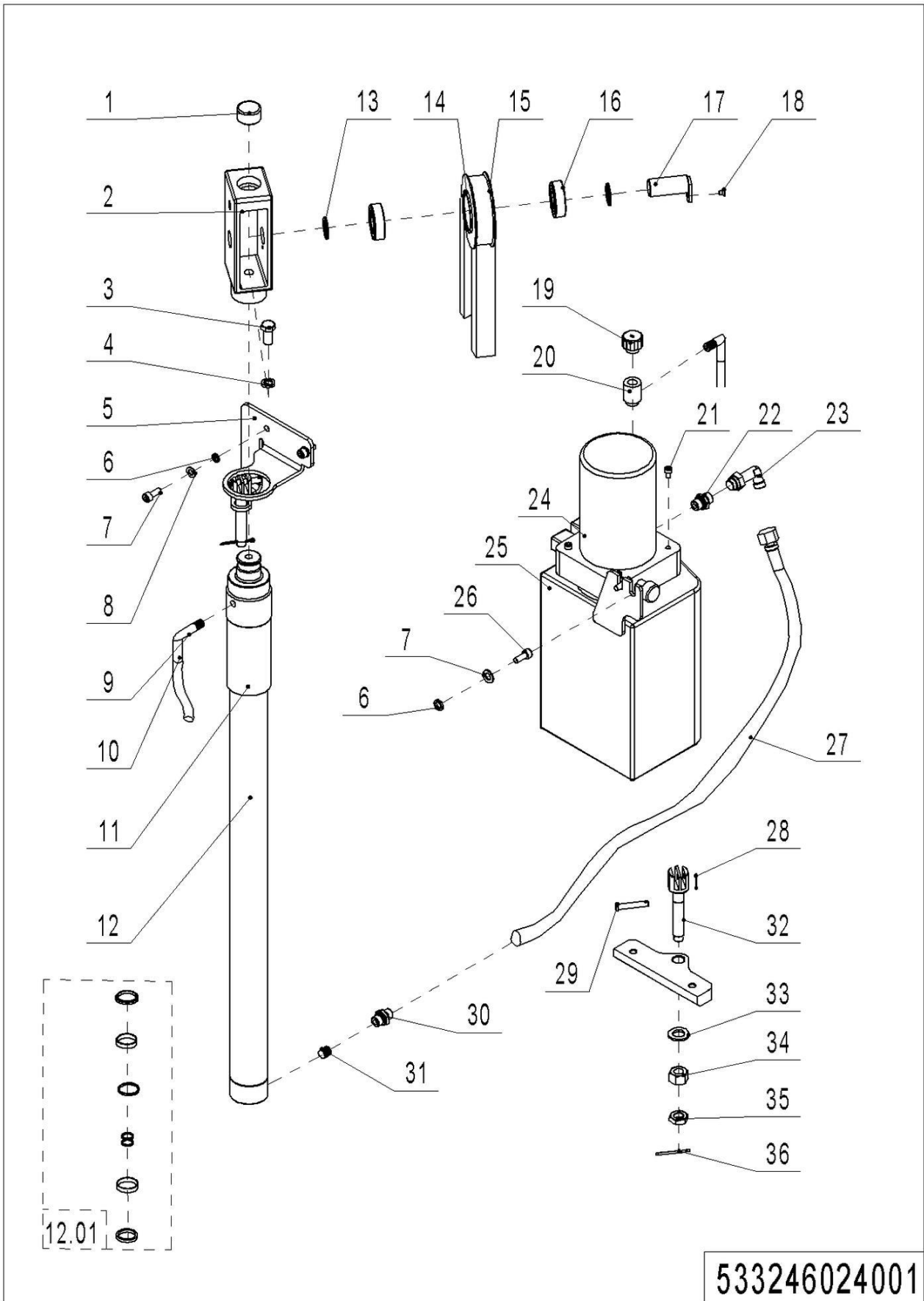
01 Hydraulic Unit (PSB12S Single Mast) (533246024001)



01 Hydraulic Unit (PSB12S Single Mast) (533246024001)

No.	Item Code	Mark	Item Description	Qty.	Substitute	Note
1	532644020094		Crash Pad	1		
2	533243520011		Yoke	1		
3	910100300049	1	Bolt	1		
4	910400500008	1	Spring Washer	1		
5	910200200057	1	Screw	2		
6	910400500006	1	Spring Washer	4		
7	910400100006	1	Flat Washer	4		
8	533243020007		Bracket	1		
9	950500100001		Joint	2		
10	533598520025		Pipe	1		
11	533243510003		Pull Rod Base	2		
12	533243010000	2	Cylinder	1		1600
12.01	533298510001		Seal Kit	1		
13	940600500006		Washer	2		
14	940200400002		Sprocket	1		
15	533243510009		Chain	1		63
16	910700200020		Bearing	2		
17	533243510005		Pin	1		
18	910200400015	1	Screw	1		
19	951100200001		Screw Plug	1		
20	532624020015		Adapter	1		
21	910200200040	1	Screw	4		
22	950400300007		Joint	1		
23	950400200003		Joint	1		
24	950900100045	2	Pump Unit	1		
25	951100100001		Oil Tank	1		
26	910200200055	1	Screw	2		
27	533224010000	2	Hose	1		
28	910600600015		Cotter Pin	2		
29	910600700028		Pin	2		

01 Hydraulic Unit (PSB12S Single Mast) (533246024001) Continuation



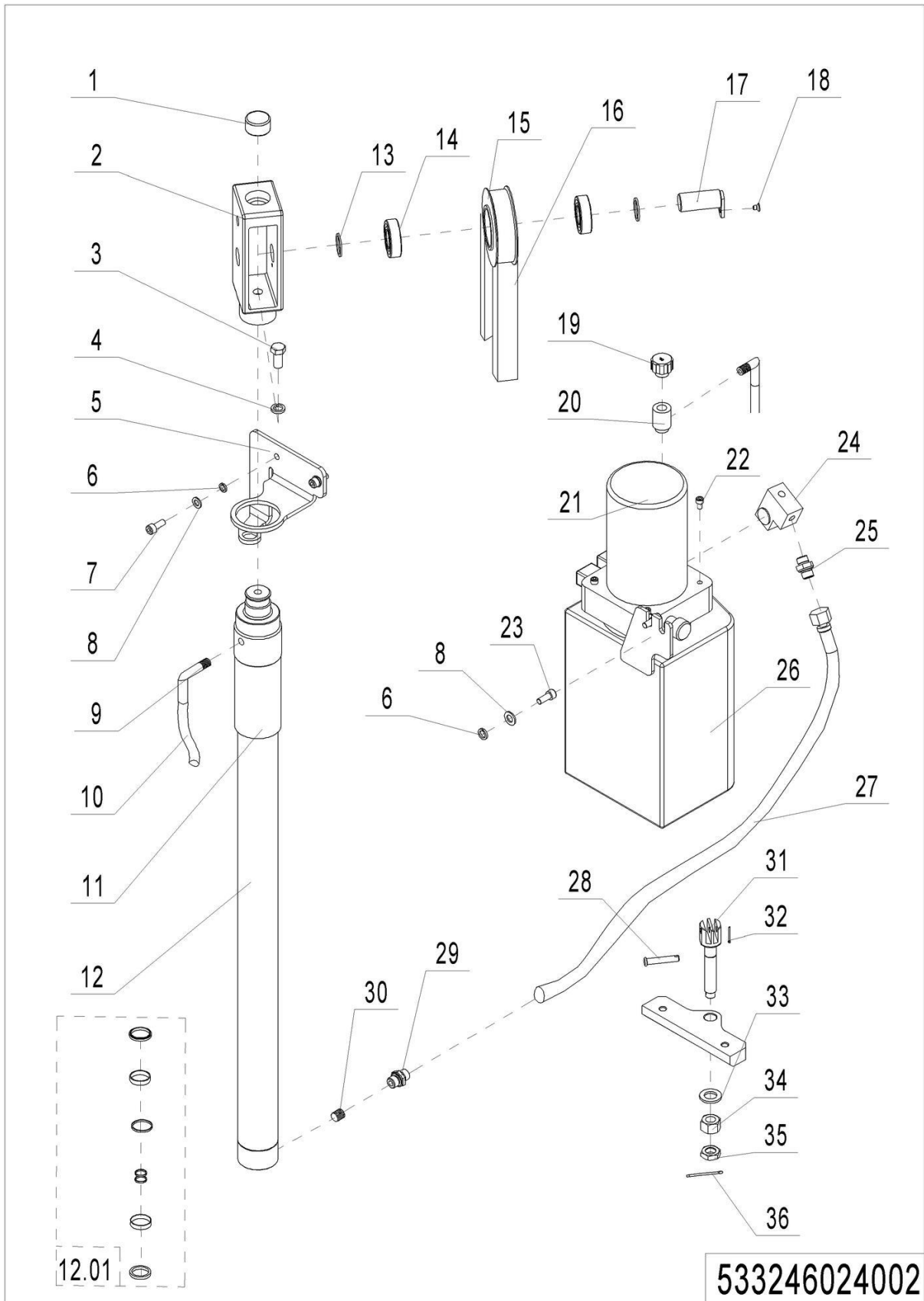
1= Supply as package. 2= Supply with constraints. 3= Phasing-out supply. 4= Supply as assembly. 5= Check other tables.

01 Hydraulic Unit (PSB12S Single Mast) (533246024001) Continuation

No.	Item Code	Mark	Item Description	Qty.	Substitute	Note
30	950400400003		Joint	1		
31	950600300001		Safety Valve	1		
32	533243520008		Chain Anchor	2		
33	910400100010	1	Flat Washer	2		
34	910300200008	1	Nut	2		
35	910300400006	1	Nut	2		
36	910600600023		Cotter Pin	2		

02 Hydraulic Unit (PSB12S Single Mast, Proportional Lift)

(533246024002)

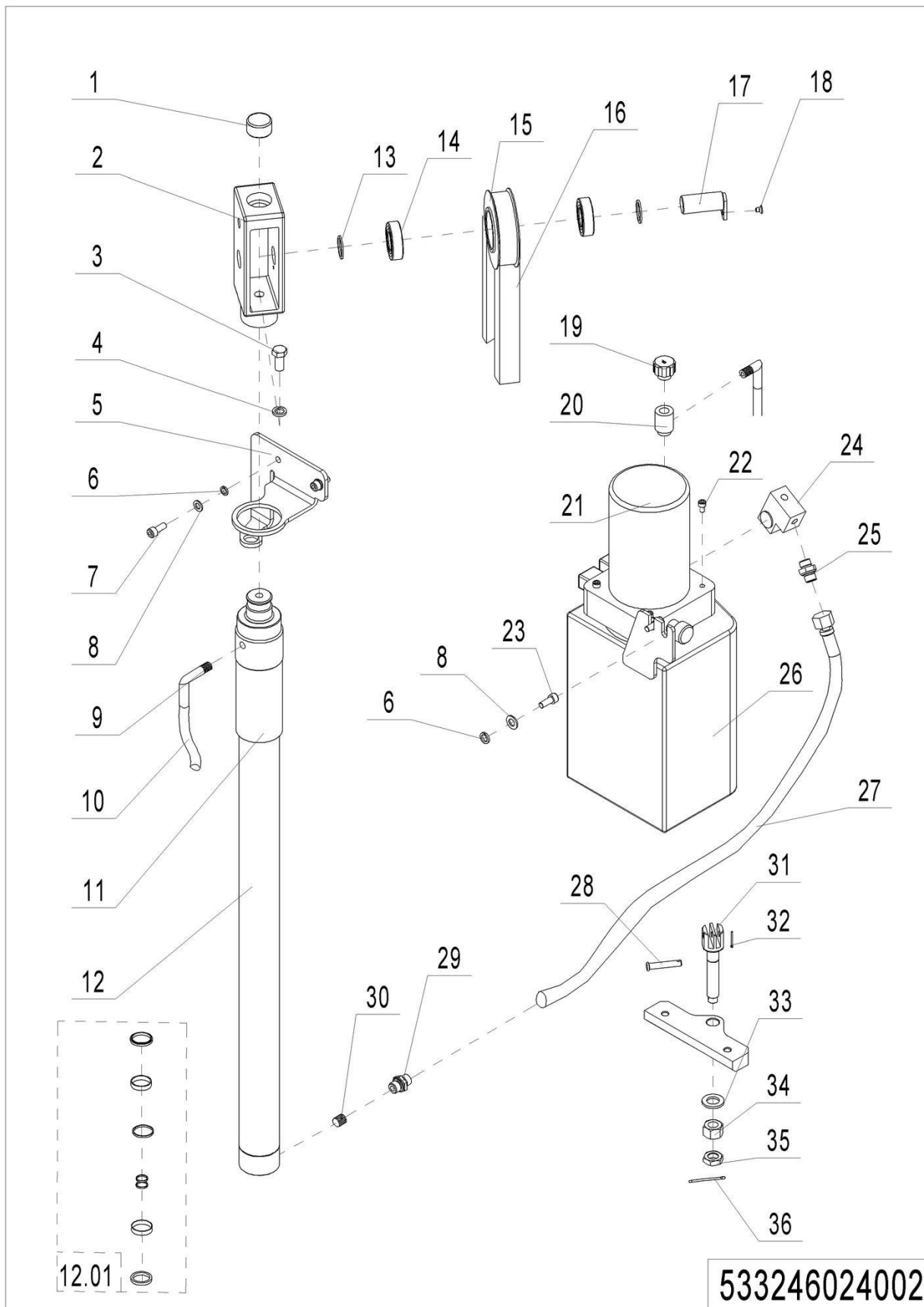


02 Hydraulic Unit (PSB12S Single Mast, Proportional Lift) (533246024002)

No.	Item Code	Mark	Item Description	Qty.	Substitute	Note
1	532644020094		Crash Pad	1		
2	533243520011		Yoke	1		
3	910100300049	1	Bolt	1		
4	910400500008	1	Spring Washer	1		
5	910200200057	1	Screw	2		
6	910400500006	1	Spring Washer	4		
7	910400100006	1	Flat Washer	4		
8	533243020007		Bracket	1		
9	950500100001		Joint	2		
10	533598520025		Pipe	1		
11	533243510003		Pull Rod Base	2		
12	533243010000	2	Cylinder	1		
12.01	533298510001		Seal Kit	1		
13	940600500006		Washer	2		
14	910700200020		Bearing	2		
15	940200400002		Sprocket	1		
16	533243510009		Chain	1		63
17	533243510005		Pin	1		
18	910200400015	1	Screw	1		
19	951100200001		Screw Plug	1		
20	532624020015		Adapter	1		
21	950900100045	2	Pump Unit	1		
22	910200200040	1	Screw	4		
23	910200200055	1	Screw	2		
24	950600500001		Valve Plate	1		
25	950400300007		Joint	1		
26	533524010000	2	Tank	1		
27	533224010000		Hose	1		
28	910600700028		Pin	1		
29	950400400003		Joint	1		

02 Hydraulic Unit (PS B12S Single Mast, Proportional Lift) (533246024002)

Continuation

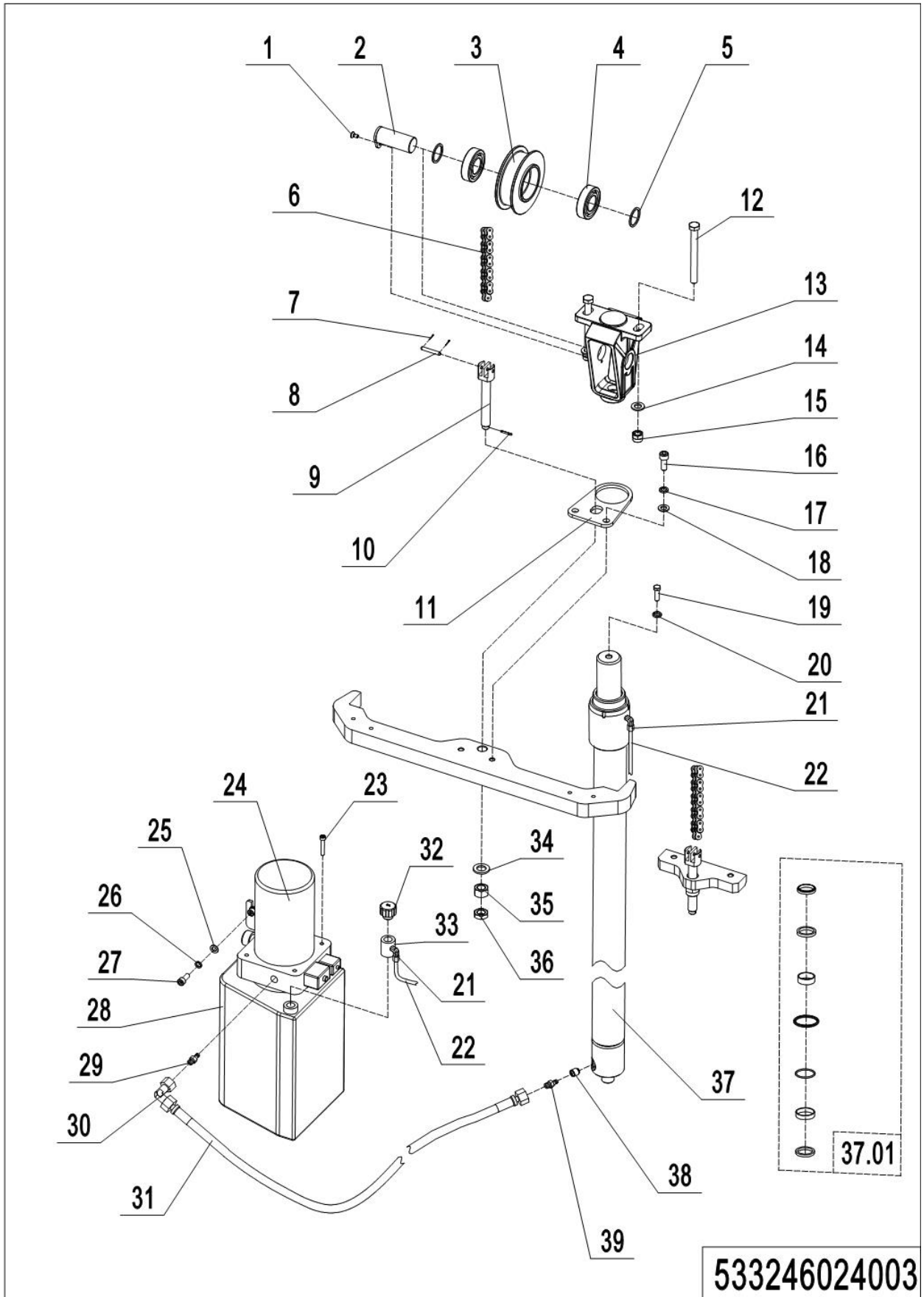


02Hydraulic Unit (PS B12S Single Mast, Proportional Lift) (533246024002)

Continuation

No.	Item Code	Mark	Item Description	Qty.	Substitute	Note
30	950600300001		Safety Valve	1		
31	533243520008		Chain Anchor	2		
32	910600600015		Cotter Pin	2		
33	910400100010	1	Flat Washer	2		
34	910300200008	1	Nut	2		
35	910300400006	1	Nut	2		
36	910600600023		Cotter Pin	2		

03 Hydraulic Unit (PSB12D Double Mast, Standard Lift) (533246024003)



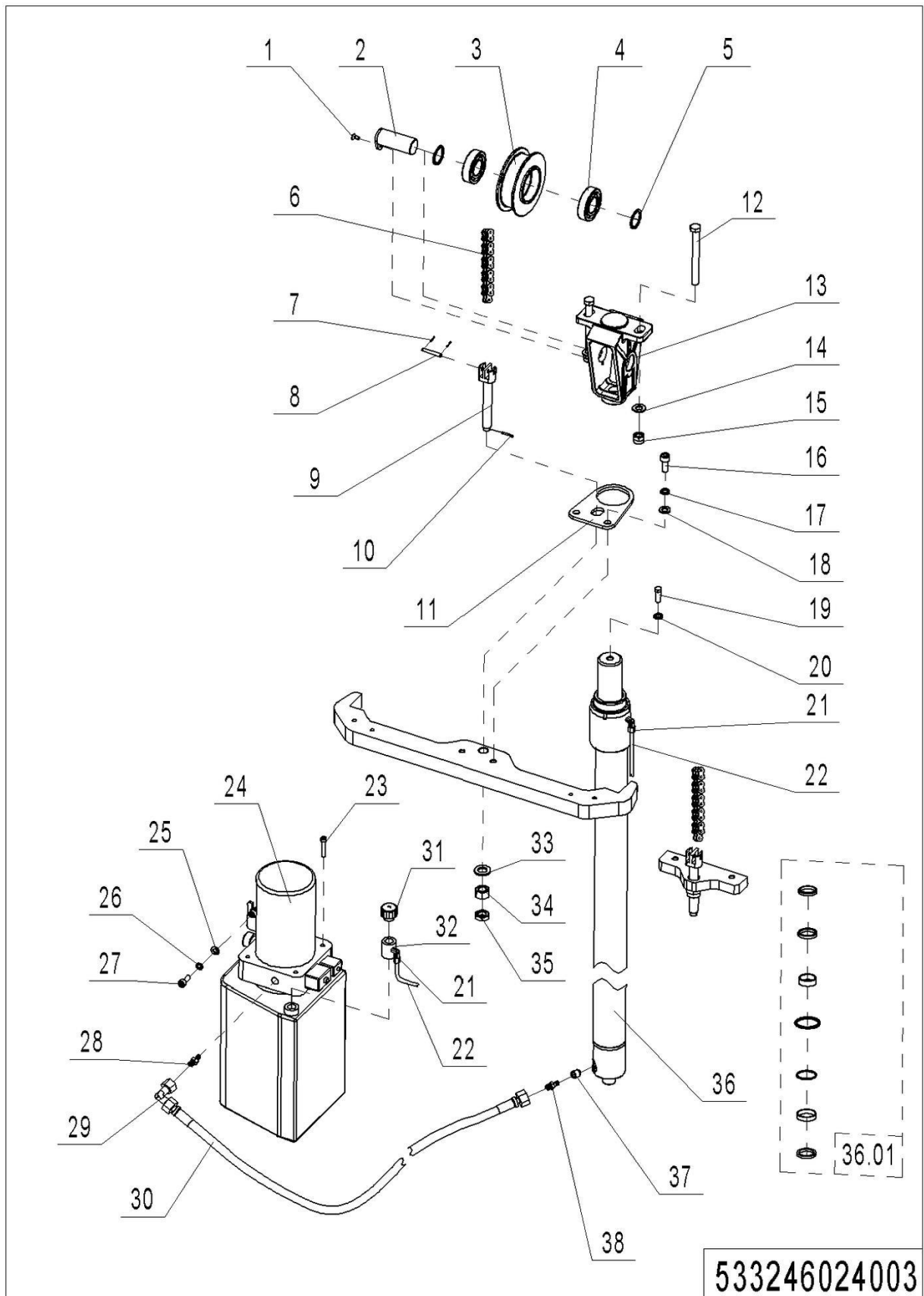
1= Supply as package. 2= Supply with constraints. 3= Phasing-out supply. 4= Supply as assembly. 5= Check other tables.

03 Hydraulic Unit (PSB12D Double Mast, Standard Lift) (533246024003)

No.	Item Code	Mark	Item Description	Qty.	Substitute	Note
1	910200400016	1	Screw	1		
2	533244010003		Pin	1		
3	940200400006		Sprocket	1		
4	910700200021		Bearing	2		
5	940600500008		Washer	2		
6	533244010030		Chain	1		3200
6	533244010031		Chain	1		2900
6	533244010032		Chain	1		3600
6	533244010033		Chain	1		2600
7	910600600005		Cotter Pin	4		
8	910600300003		Pin	2		
9	533244020020		Chain Anchor	2		
10	910600600023		Cotter Pin	2		
11	533244020019		Fixing Plate	1		
12	910100100061	1	Bolt	2		
13	533244020022		Yoke	1		
14	910400100008	1	Flat Washer	2		
15	910300500006	1	Nut	2		
16	910200200076	1	Screw	2		
17	910400500007	1	Spring Washer	2		
18	910400100007	1	Flat Washer	2		
19	910200200098	1	Screw	1		
20	910400500008	1	Spring Washer	1		
21	950500100001		Joint	2		
22	533598520025		Pipe	1		
23	910200200040	1	Screw	4		
24	950900100045	2	Pump Unit	1		
25	910400100006	1	Flat Washer	2		
26	910400500006	1	Spring Washer	2		
27	910200200055	1	Screw	2		

03 Hydraulic Unit (PSB12D Double Mast, Standard Lift) (533246024003)

Continuation



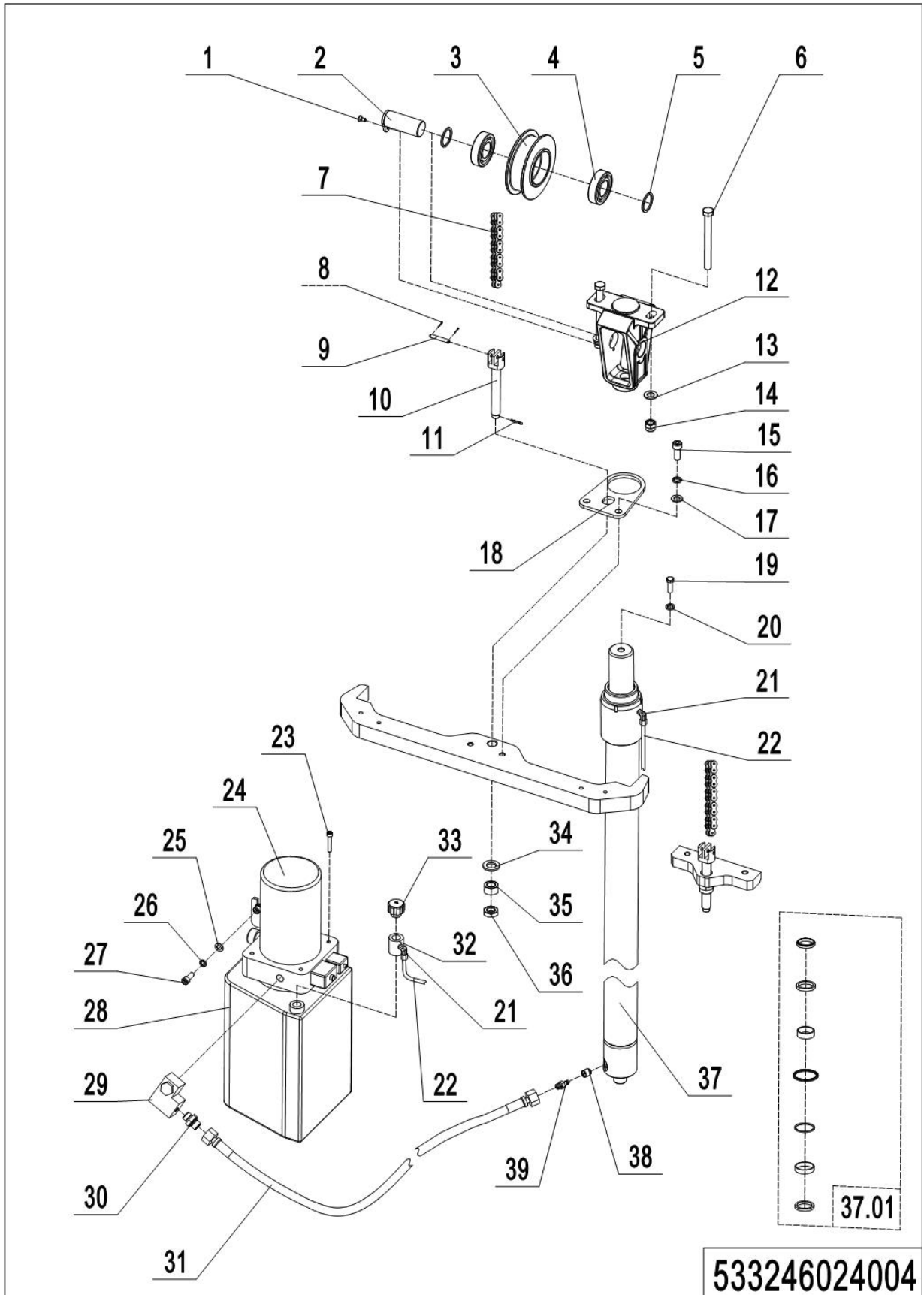
1= Supply as package. 2= Supply with constraints. 3= Phasing-out supply. 4= Supply as assembly. 5= Check other tables.

03 Hydraulic Unit (PSB12D Double Mast, Standard Lift) (533246024003)

Continuation

No.	Item Code	Mark	Item Description	Qty.	Substitute	Note
28	951100100001	2	Oil Tank	1		
29	950400300007		Joint	1		
30	950400200003		Joint	1		
31	533224010000	2	Hose	1		
32	951100200001		Screw Plug	1		
33	532624020015		Adapter	1		
34	910400100010	1	Flat Washer	2		
35	910300200008	1	Nut	2		
36	910300400006	1	Nut	2		
37	533244010000		Cylinder	1		3200
37	533244010006		Cylinder	1		2900
37	533244010010		Cylinder	1		3600
37	533244010014		Cylinder	1		2600
37.01	533898510001		Seal Kit	1		
38	950600300001		Safety Valve	1		
39	950400400003		Joint	1		

04 Hydraulic Unit (PSB12D Double Mast, Standard Lift/ Proportional Lift) (533246024004)



1= Supply as package. 2= Supply with constraints. 3= Phasing-out supply. 4= Supply as assembly. 5= Check other tables.

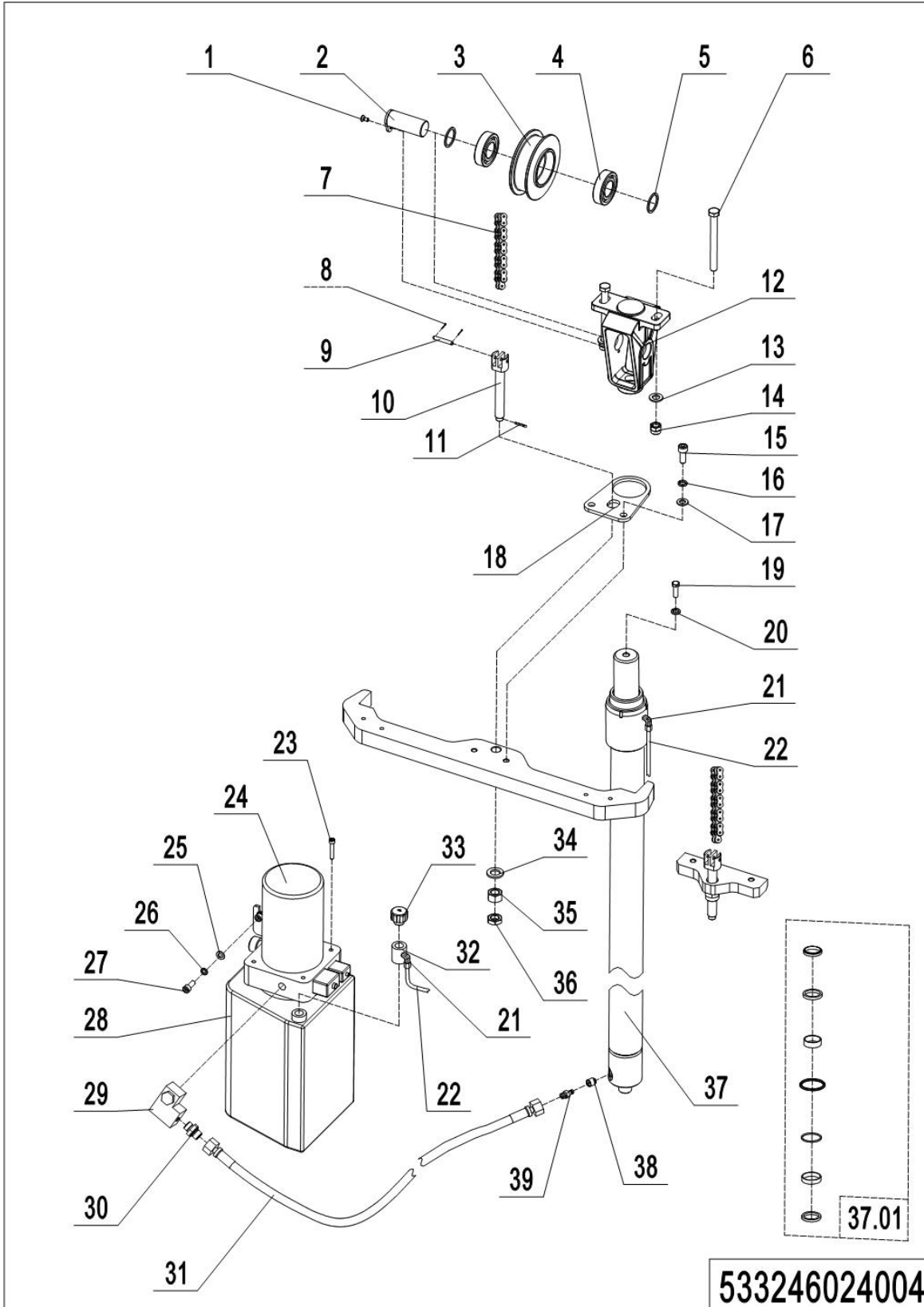
04 Hydraulic Unit (PSB12D Double Mast, Standard Lift/ Proportional Lift)

(533246024004)

No.	Item Code	Mark	Item Description	Qty.	Substitute	Note
1	910200400016	1	Screw	1		
2	533244010003		Pin	1		
3	940200400006		Sprocket	1		
4	910700200021		Bearing	2		
5	940600500008		Washer	2		
6	910100100061	1	Bolt	2		
7	533244010030		Chain	1		3200
7	533244010031		Chain	1		2900
7	533244010032		Chain	1		3600
7	533244010033		Chain	1		2600
8	910600600005		Cotter Pin	4		
9	910600300003		Pin	2		
10	533244020020		Chain Anchor	2		
11	910600600023		Cotter Pin	2		
12	533244020022		Yoke	1		
13	910400100008	1	Flat Washer	2		
14	910300500006	1	Nut	2		
15	910200200076	1	Screw	2		
16	910400500007	1	Spring Washer	2		
17	910400100007	1	Flat Washer	2		
18	533244020019		Fixing Plate	1		
19	910200200098	1	Screw	1		
20	910400500008	1	Spring Washer	1		
21	950500100001		Joint	2		
22	533598520025		Pipe	1		
23	910200200040	1	Screw	4		
24	950900100045	2	Pump Unit	1		
25	910400100006	1	Flat Washer	2		
26	910400500006	1	Spring Washer	2		
27	910200200055	1	Screw	1		

04 Hydraulic Unit (PSB12D Double Mast, Standard Lift/ Proportional Lift)

(533246024004) Continuation



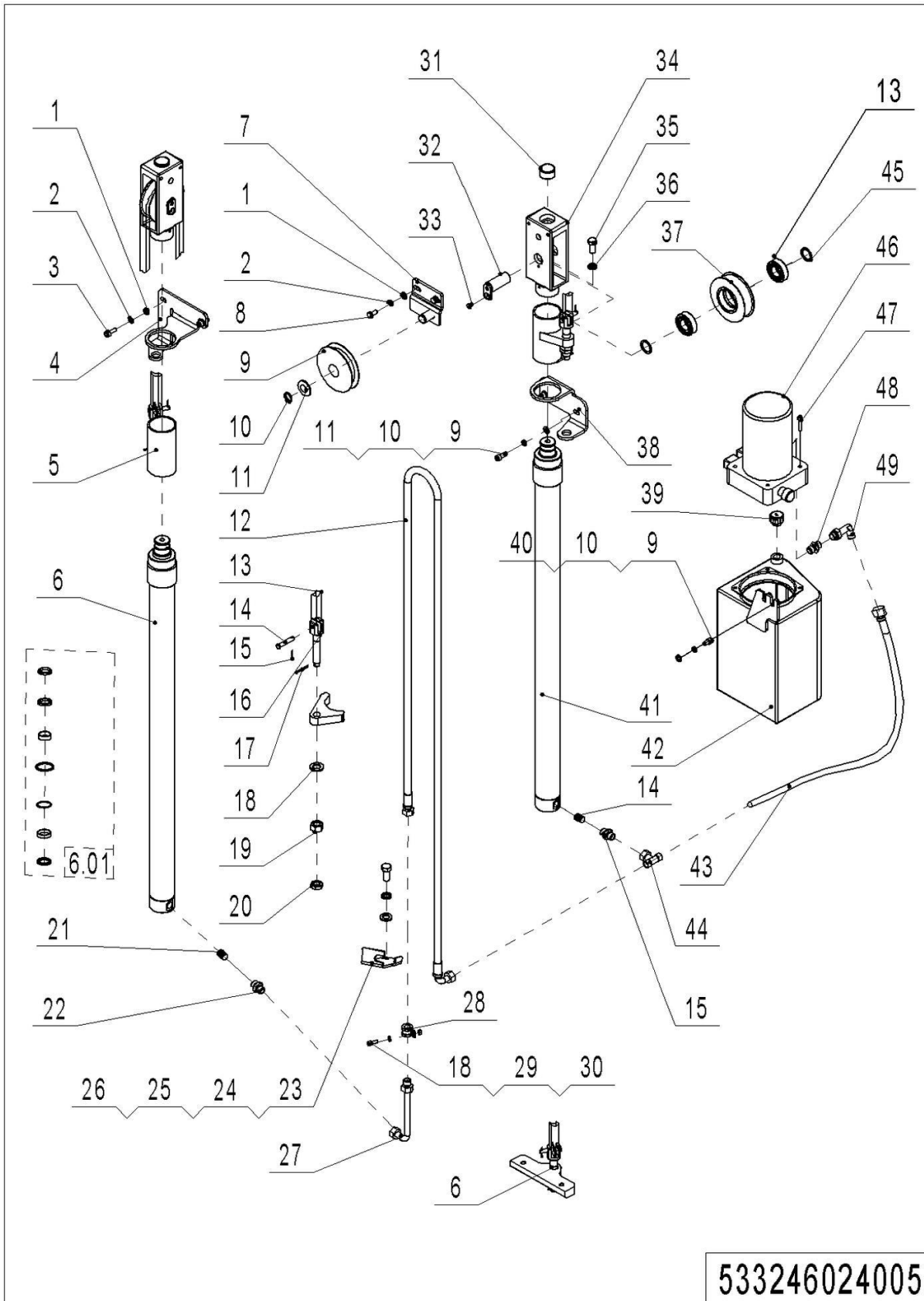
1= Supply as package. 2= Supply with constraints. 3= Phasing-out supply. 4= Supply as assembly. 5= Check other tables.

04 Hydraulic Unit (PSB12D Double Mast, Standard Lift/ Proportional Lift)

(533246024004) Continuation

No.	Item Code	Mark	Item Description	Qty.	Substitute	Note
28	951100100001	2	Oil Tank	1		
28	950600500001		Valve Plate	1		
29	950400300007		Joint	1		
30	533224010000	2	Hose	1		
31	532624020015		Adapter	1		
32	951100200001		Screw Plug	1		
33	910400100010	1	Flat Washer	2		
34	910300200008	1	Nut	2		
35	910300400006	1	Nut	2		
36	533244010000		Cylinder	1		3200
36	533244010006		Cylinder	1		2900
36	533244010010		Cylinder	1		3600
36	533244010014		Cylinder	1		2600
36.01	533898510001		Seal Kit	1		
37	950600300001		Safety Valve	1		
38	950400400003		Joint	1		

05 Hydraulic Unit (PSB12F Double Mast, FFL) (533246024005)



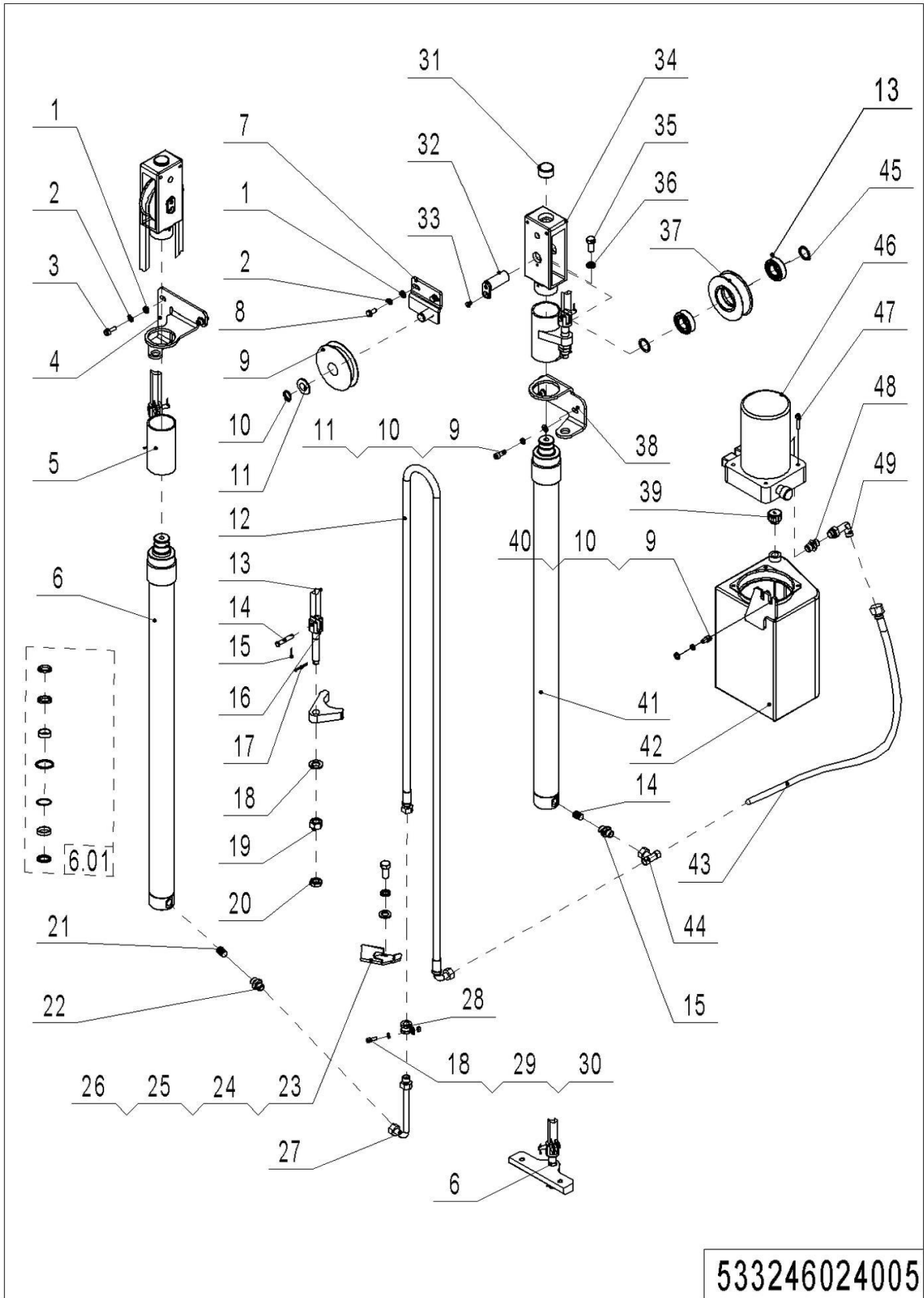
1= Supply as package. 2= Supply with constraints. 3= Phasing-out supply. 4= Supply as assembly. 5= Check other tables.

05 Hydraulic Unit (PSB12F Double Mast, FFL) (533246024005)

No.	Item Code	Mark	Item Description	Qty.	Substitute	Note
1	910400100006	1	Flat Washer	4		
2	910400500006	1	Spring Washer	4		
3	910200200055	1	Screw	4		
4	532643520135		Bracket	1		
5	533243510003		Pull Rod Base	2		
6	533243510000	2	Cylinder	2		3200
6	533243510006	2	Cylinder	2		2900
6.01	533298510050		Seal Kit	1		
7	401143510010		Wheel Carrier	1		
8	910100300020	1	Bolt	2		
9	532643520132		Pulley	1		
10	910401300011	1	Circlip	1		
11	910400100012	1	Flat Washer	1		
12	533243520015	2	Hose	1		3200
12	532644520147	2	Hose	1		2900
13	533243510004		Chain	2		3200
13	533243510009		Chain	2		2900
14	910600700028		Pin	4		
15	910600600015		Cotter Pin	4		
16	533243520008		Chain Anchor	4		
17	910600600023		Cotter Pin	4		
18	910400100010	1	Flat Washer	4		
19	910300100010	1	Nut	4		
20	910300300008	1	Nut	4		
21	950600300001		Safety Valve	2		
22	950400400003		Joint	2		
23	532643520138		Fixing Plate	1		
24	910200200032	1	Screw	2		
25	910400500005	1	Spring Washer	1		

05 Hydraulic Unit (PSB12F Double Mast, FFL) (533246024005)

Continuation



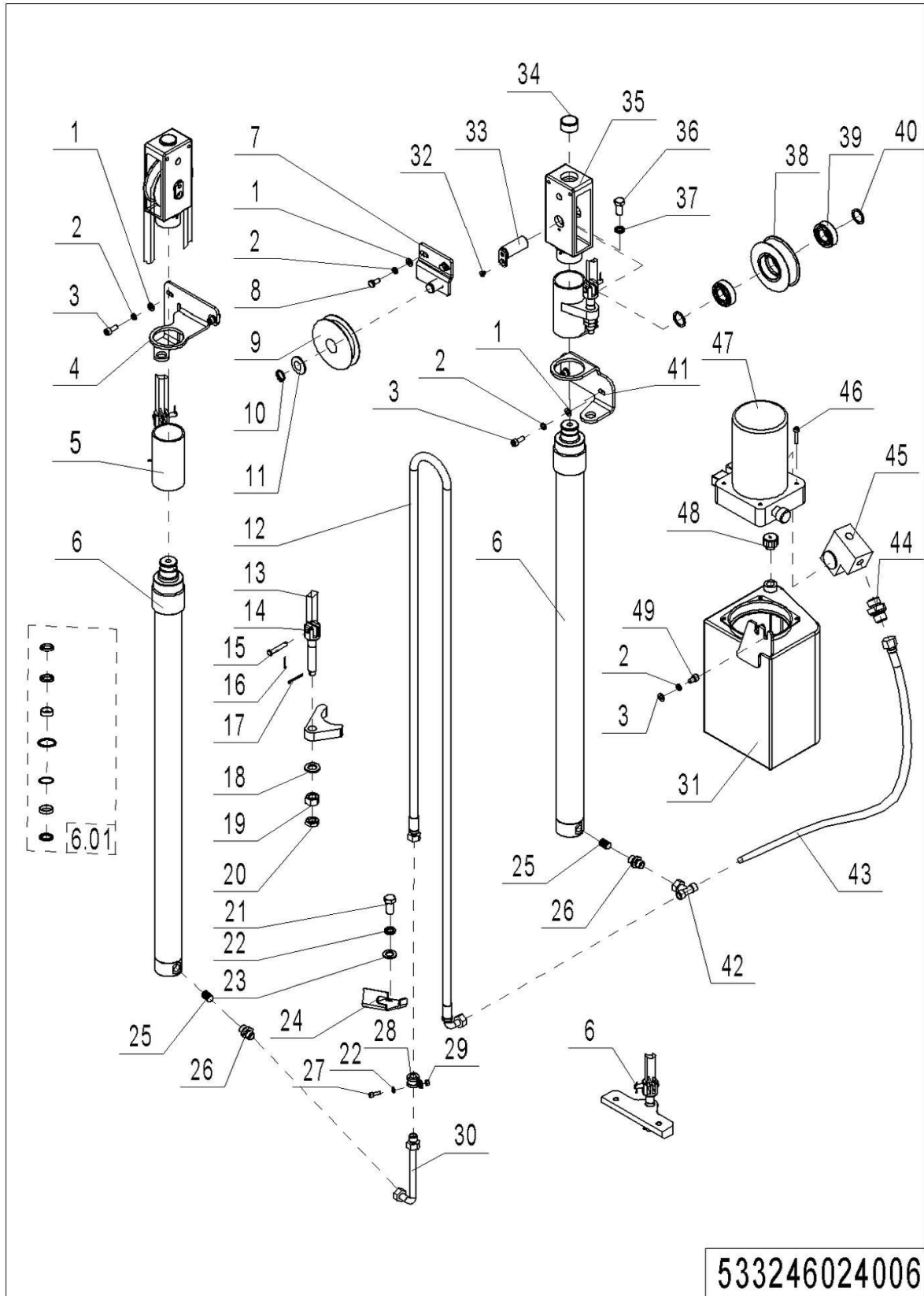
1= Supply as package. 2= Supply with constraints. 3= Phasing-out supply. 4= Supply as assembly. 5= Check other tables.

05 Hydraulic Unit (PSB12F Double Mast, FFL) (533246024005) Continuation

No.	Item Code	Mark	Item Description	Qty.	Substitute	Note
26	910400100005	1	Flat Washer	2		
27	532643520136		Steel Tube	1		
28	951000100002		Hose Clamp	1		
29	910200200035	1	Screw	1		
30	910300300003	1	Nut	1		
31	532644020094		Crash Pad	2		
32	533243510005		Pin	2		
33	910200400024	1	Screw	2		
34	533243520011		Yoke	2		
35	910100300049	1	Bolt	2		
36	910400500008	1	Spring Washer	2		
37	940200400002		Sprocket	2		
38	532643520135		Bracket	1		
39	951100200001		Screw Plug	1		
40	910200200053	1	Screw	2		
41	533243510000	2	Cylinder	2		3200
41	533243510006	2	Cylinder	2		2900
42	951100100001	2	Oil Tank			
43	533224010000	2	Hose	1		
44	950400900002		Joint	1		
45	940600500006		Washer	4		
46	950900100045	2	Pump Unit	1		
47	910200200040	1	Screw	4		
48	950400300007		Joint	1		
49	950400200003		Joint	1		

06 Hydraulic Unit (PSB12F Double Mast, FFL/ Proportional Lift)

(533246024006)



1= Supply as package. 2= Supply with constraints. 3= Phasing-out supply. 4= Supply as assembly. 5= Check other tables.

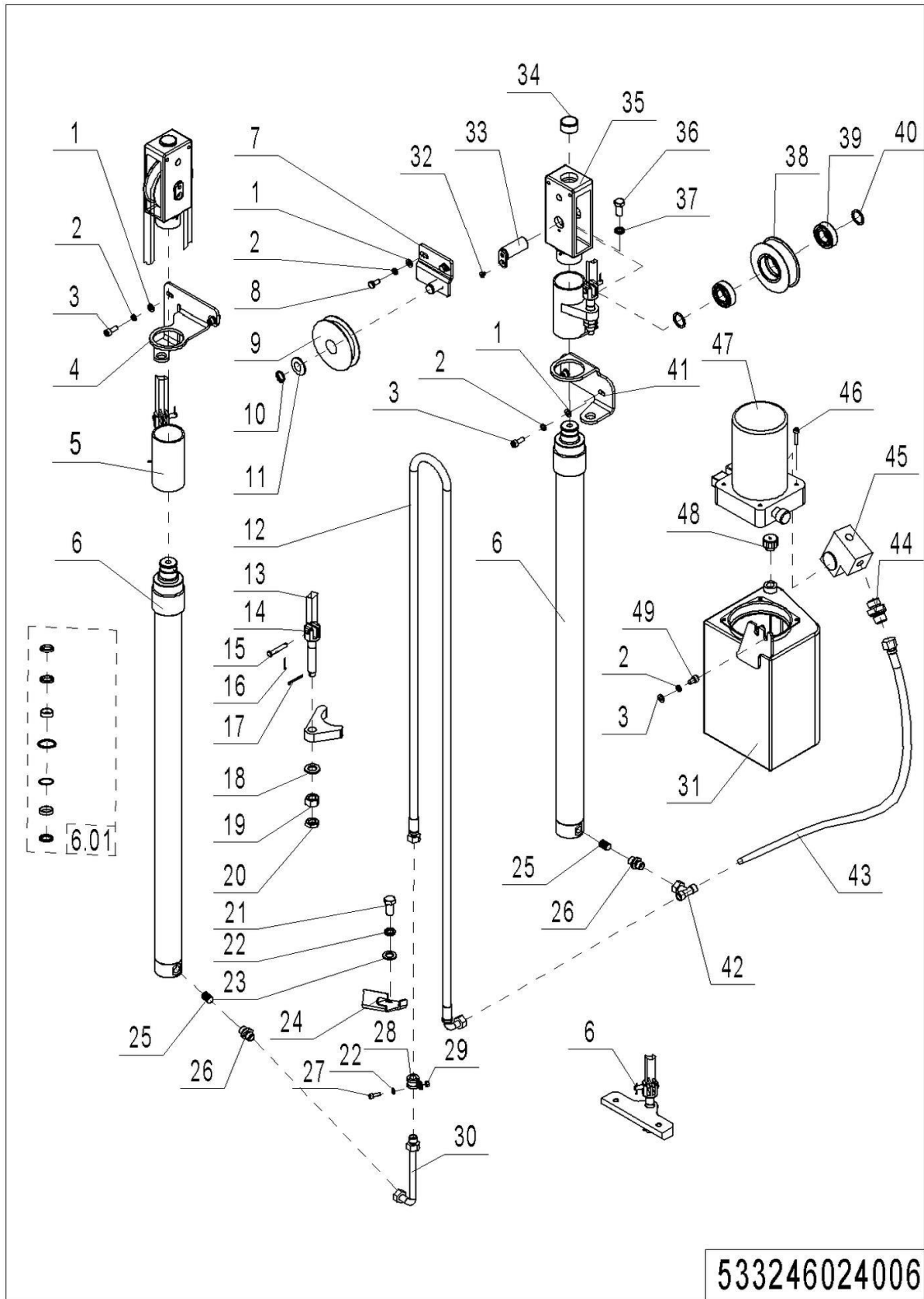
06 Hydraulic Unit (PSB12F Double Mast, FFL/ Proportional Lift)

(533246024006)

No.	Item Code	Mark	Item Description	Qty.	Substitute	Note
1	910400100006	1	Flat Washer	4		
2	910400500006	1	Spring Washer	4		
3	910200200055	1	Screw	4		
4	532643520135		Bracket	1		
5	533243510003		Pull Rod Base	2		
6	533243510000	2	Cylinder	2		3200
6	533243510006	2	Cylinder	2		2900
6.01	533298510050		Seal Kit	1		
7	532643510053		Bracket	1		
8	910100300020	1	Bolt	2		
9	532643520132		Pulley	1		
10	910400100012	1	Flat Washer	1		
11	910401300011	1	Circlip	1		
12	533243520015	2	Hose	1		3200
12	532644520147	2	Hose	1		2900
13	533243510004		Chain	2		3200
13	533243510009		Chain	2		2900
14	533243520008		Chain Anchor	4		
15	910600700028		Pin	4		
16	910600600015		Cotter Pin	4		
17	910600600023		Cotter Pin	4		
18	910400100010	1	Flat Washer	4		
19	910300100010	1	Nut	4		
20	910300300008	1	Nut	4		
21	910200200032	1	Screw	2		
22	910400500005	1	Spring Washer	1		
23	910400100005	1	Flat Washer	2		
24	532643520138		Fixing Plate	1		
25	950600300001		Safety Valve	2		

06 Hydraulic Unit (PSB12F Double Mast, FFL/ Proportional Lift)

(533246024006) Continuation

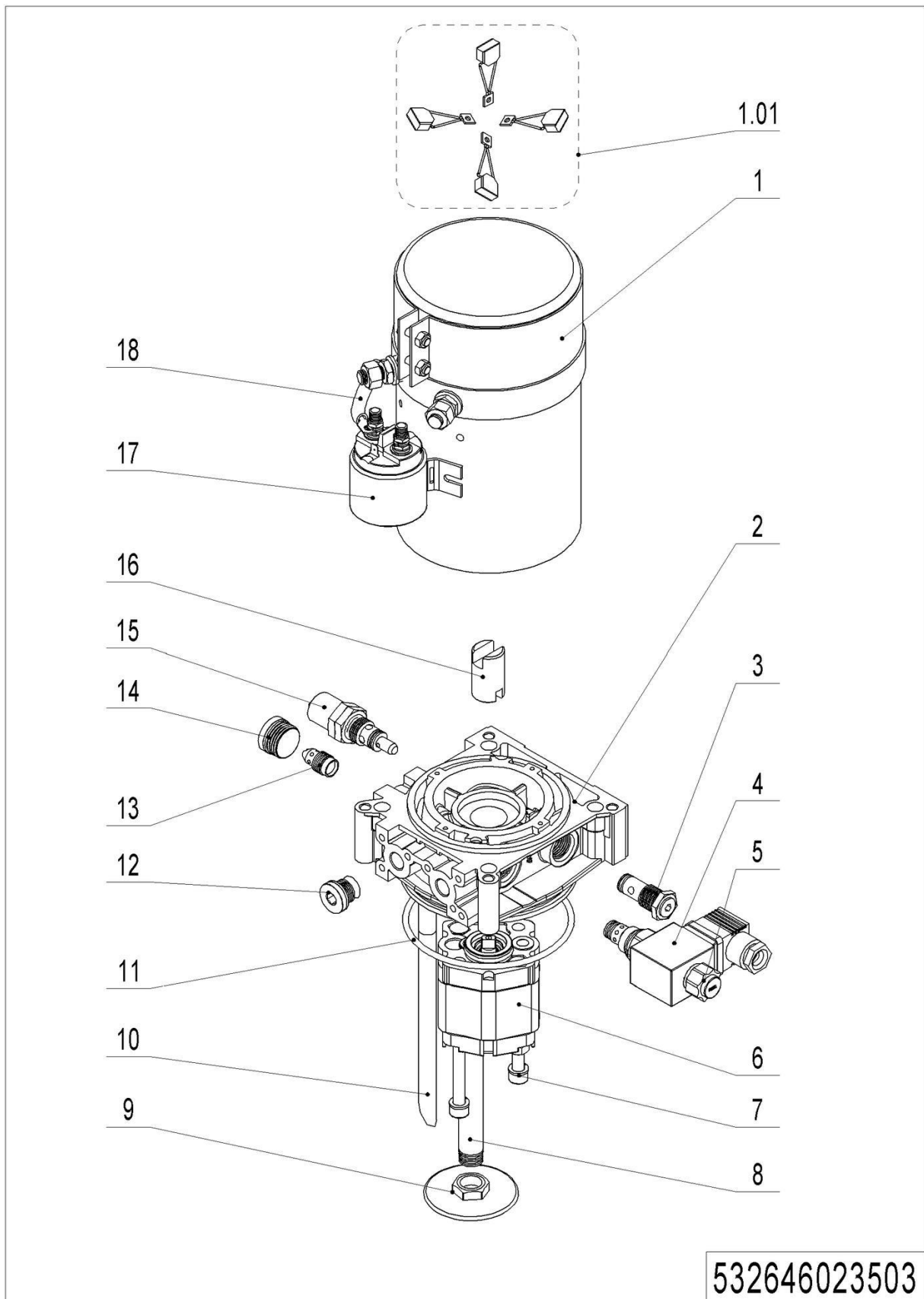


1= Supply as package. 2= Supply with constraints. 3= Phasing-out supply. 4= Supply as assembly. 5= Check other tables.

06 Hydraulic Unit (PSB12F Double Mast, FFL/ Proportional Lift)

(533246024006) Continuation

No.	Item Code	Mark	Item Description	Qty.	Substitute	Note
26	950400400003		Joint	2		
27	910200200035	1	Screw	1		
28	951000100002		Hose Clamp	1		
29	910300300003	1	Nut	1		
30	532643520136		Steel Tube	1		
31	951100100001	2	Oil Tank	4		
32	910200400024	1	Screw	4		
33	533243510005		Pin	2		
34	532644020094		Crash Pad	2		
35	533243520011		Yoke	2		
36	910100300049	1	Bolt	2		
37	910400500008	1	Spring Washer	2		
38	940200400002		Sprocket	2		
39	910700200020		Bearing	4		
40	940600500006		Washer	4		
41	532643520135		Bracket	1		
42	950400900002		Joint	1		
43	533224010000	2	Hose	1		
44	950400300007		Joint	1		
45	950600500001		Valve Plate	1		
46	910200200040	1	Screw	4		
47	950900100045	2	Pump Unit	1		
48	951100200001		Screw Plug	1		
49	910200200053	1	Screw	2		

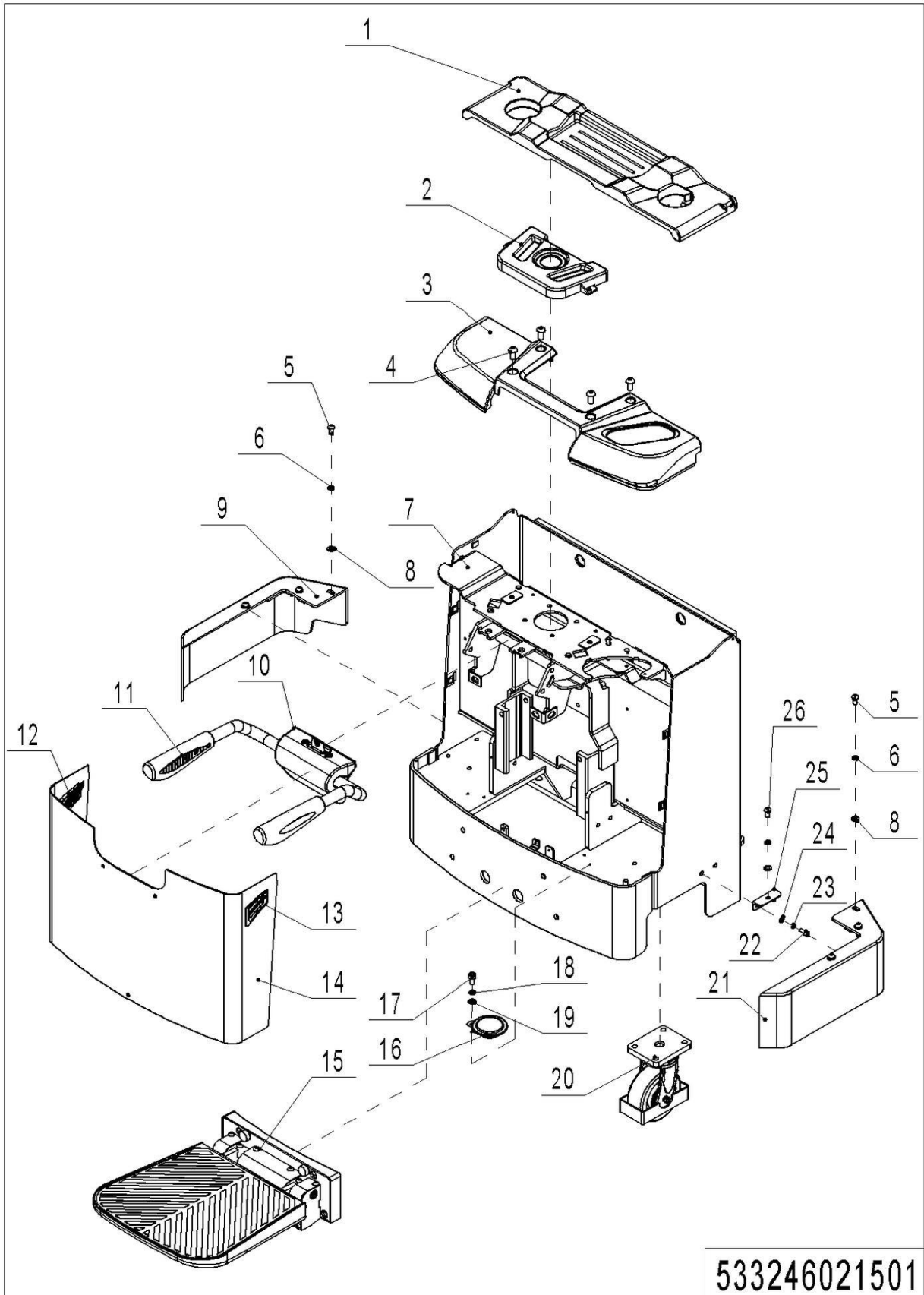
07 Pump Unit (2.2KW, 2.0cc) (532646023503)

07 Pump Unit (2.2KW, 2.0cc) (532646023503)

No.	Item Code	Mark	Item Description	Qty.	Substitute	Note
--	950900100070		Pump Unit	1		
1	532698510024		Motor	1		
1.01	532698510030		Carbon Brush	1		
2	532698520065		Valve Block	1		
3	532698510016		Check Valve	1		
4	532698510014		Coil	1		
5	532698510015		Magnetic Valve	1		
6	532698510026		Gear Unit	1		
7	532698520057		Screw	2		
8	532698520058		Oil Tube	1		
9	532698520059		Filter	1		
10	532698520060		Pipe	1		
11	532698520056		O-Ring	1		
12	532698520062		End Cap	1		
13	532698510027		Valve	1		
14	532698520061		End Cap	1		
15	532698510018		Overflow Valve	1		
16	532698520067		Coupling	1		
17	532698510020		Switch	1		
18	532698510025		Cables	1		

Chapter 3: Truck Frame

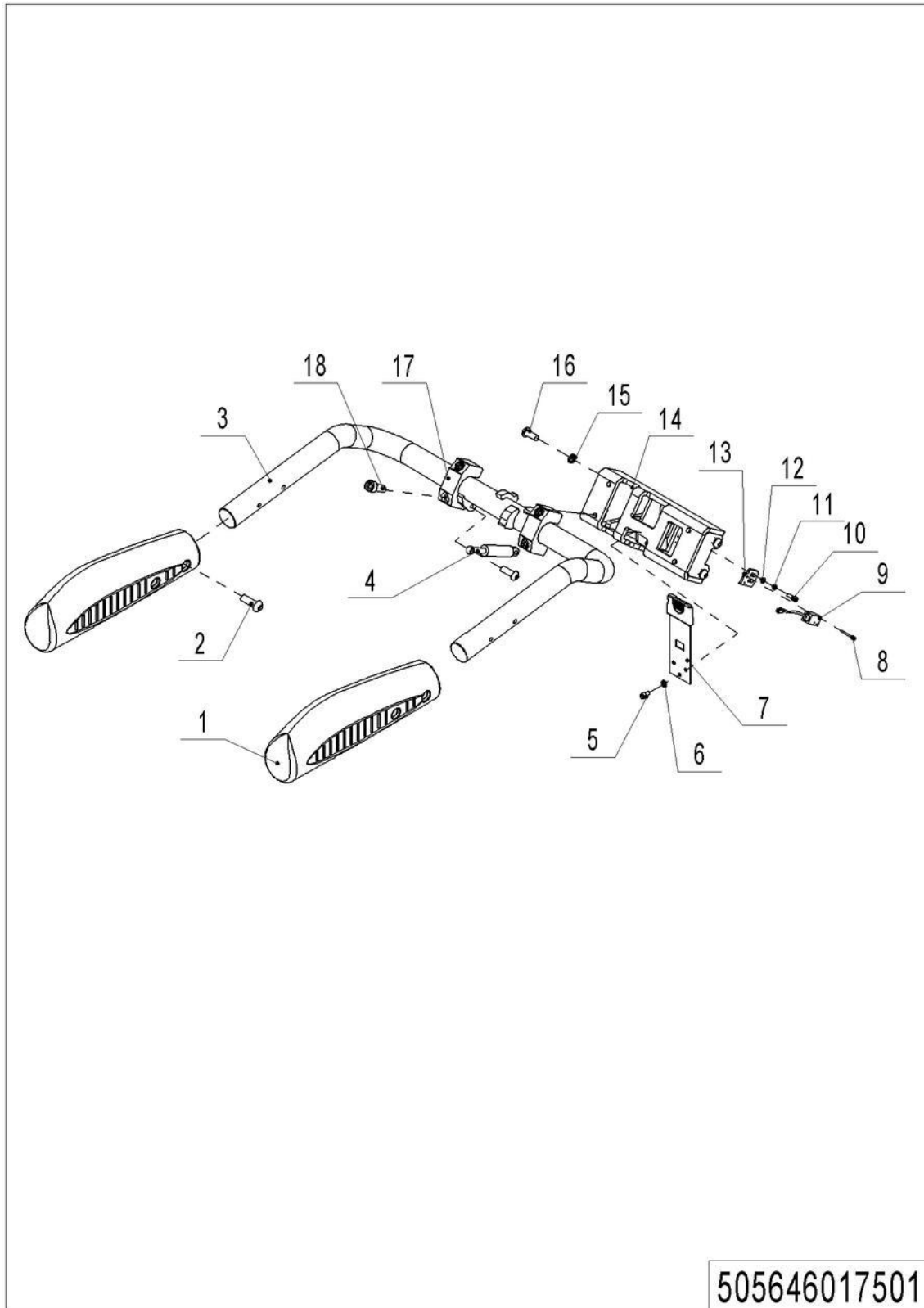
01 Chassis (533246021501)



533246021501

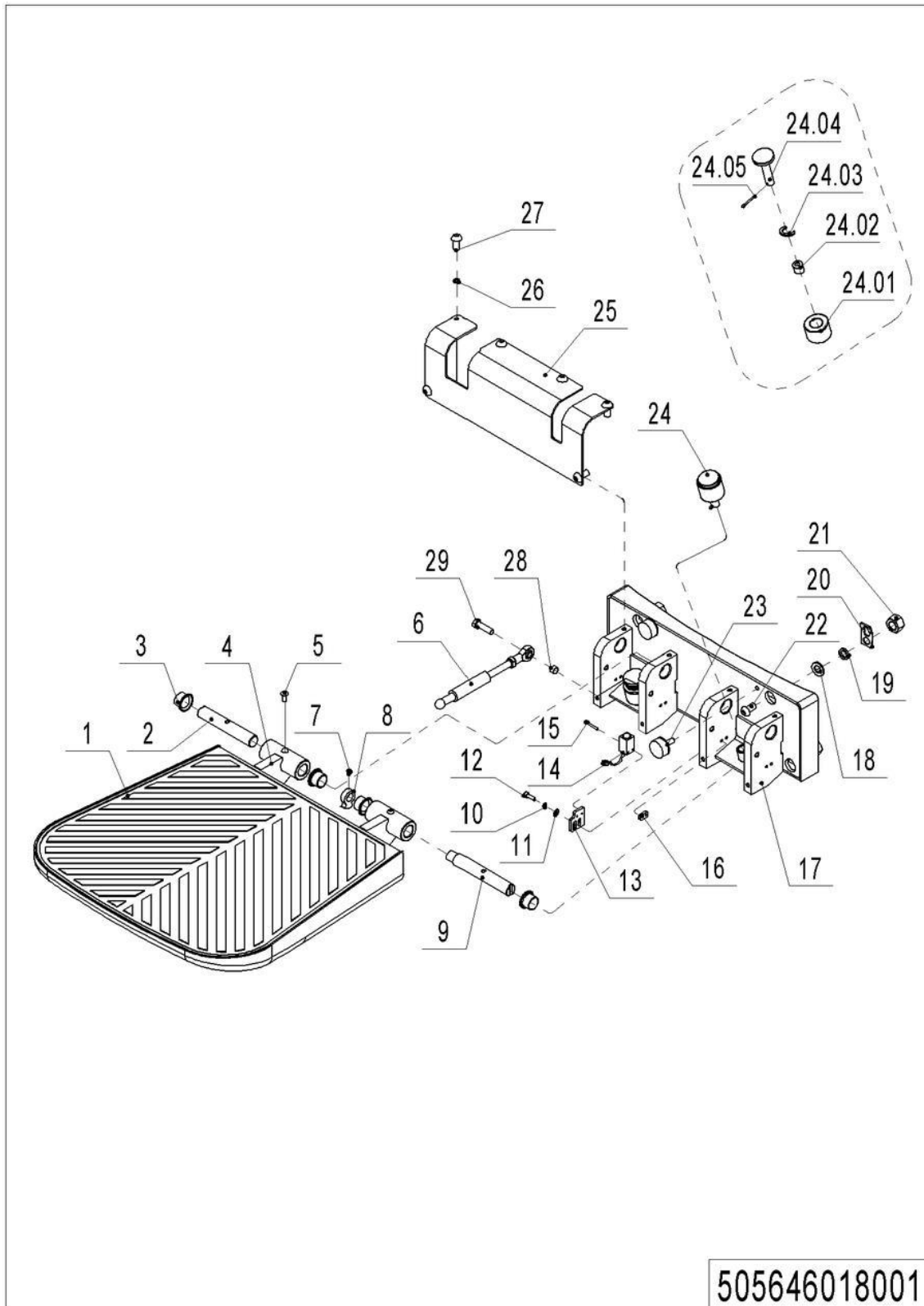
01 Chassis(533246021501)

No.	Item Code	Mark	Item Description	Qty.	Substitute	Note
1	533221010000	2	Cell Cover	1		
2	533221520035	2	Protective Cover	1		
3	533221520034	2	Protective Cover	1		
4	941100100004	1	Screw	8		
5	910200300028	1	Screw	2		
6	910400500007	1	Spring Washer	4		
7	533221510000	2	Chassis	1		
8	910400100007	1	Flat Washer	4		
9	533263010000	2	Wheel Casing	1		
10	505621520025	2	Protective Cover	1		
11	505698510012		Protective Arm Assembly	1		
12	505621510004	2	Vent Kit	1		
13	505621510003	2	Vent Kit	1		
14	533221510001		Apron	1		
15	505698510013		Footboard Kit	1		
16	920500100001		Horn	1		
17	910200200033	1	Screw	1		
18	910400500005	1	Spring Washer	1		
19	910400100005	1	Flat Washer	1		
20	533298510005		Caster Assembly	2		
21	533263010001	2	Wheel Casing	1		
22	910200200057	1	Screw	4		
23	910400500006	1	Spring Washer	4		
24	910400100006	1	Flat Washer	4		
25	533263020003		Bracket	2		
26	910200300028	1	Screw	4		

02 Guard Arm (505646017501)

02 Guard Arm (505646017501)

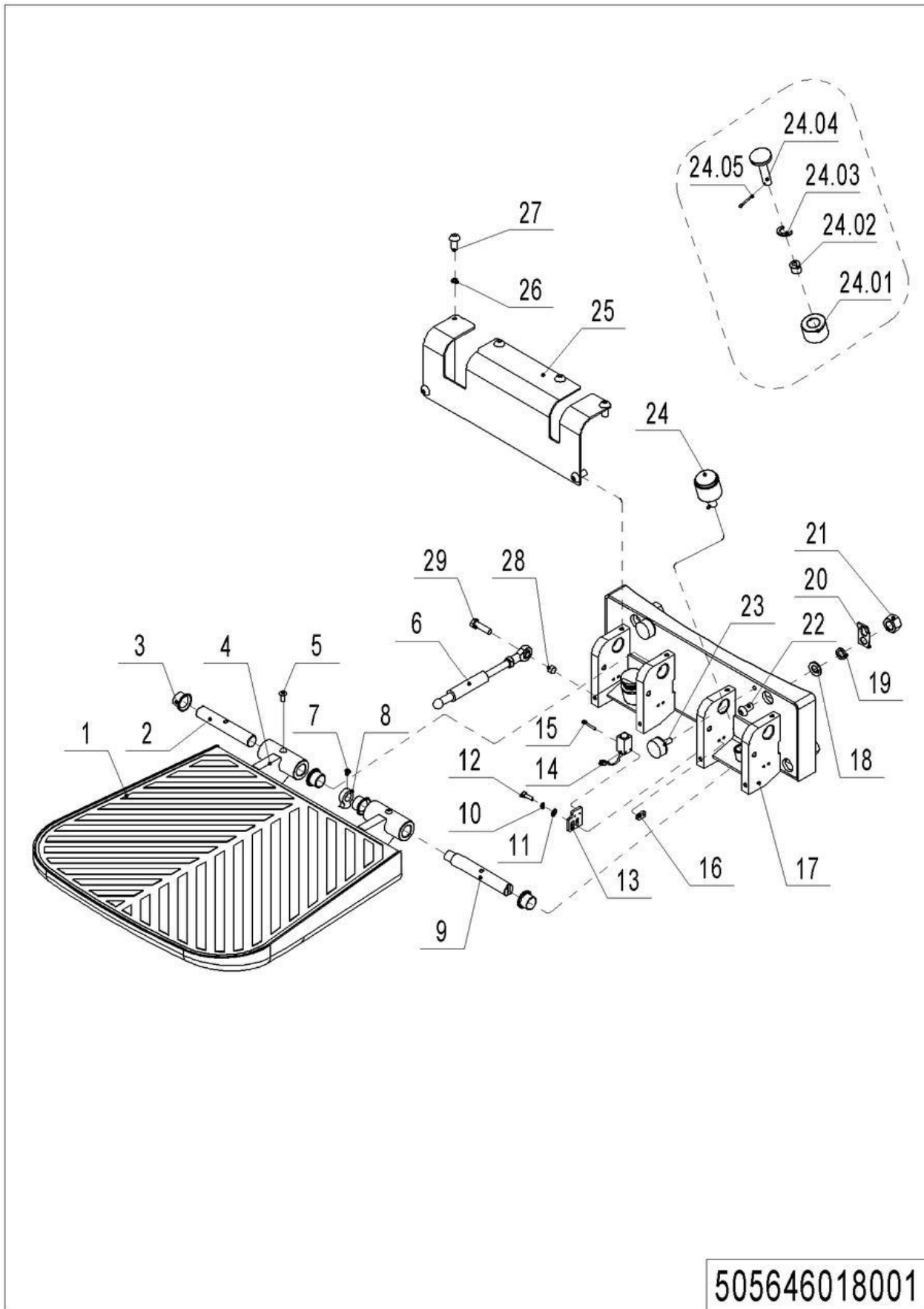
No.	Item Code	Mark	Item Description	Qty.	Substitute	Note
1	505617510002		Guard Arm Sleeve	1		
2	910200300025	1	Screw	5		
3	505617510001		Guard Arm	1		
4	940400100006		Air Spring	1		
5	910200300017	1	Screw	3		
6	910400500005	1	Spring Washer	3		
7	505617510005		Leaf Spring	1		
8	910200500015	1	Screw	2		
9	505633510001	2	Proximity Switch	1		
10	910400500004	1	Spring Washer	2		
11	910400100004	1	Flat Washer	2		
12	910200200023	1	Screw	2		
13	505617520001		Close Plate	1		
14	505617510000		Base	1		
15	910400500007	1	Spring Washer	4		
16	910100300036	1	Bolt	4		
17	505617520005		Fixing Base	2		
18	910200200080	1	Screw	4		
--	505698510012		Protective Arm Assembly	1		

03 Platform (505646018001)

03 Platform (505646018001)

No.	Item Code	Mark	Item Description	Qty.	Substitute	Note
1	505618020018		Rubber Mat	1		
2	505618020020		Axle	1		
3	940500200008		Bushing	4		
4	505618010000		Platform	1		
5	910200300018	1	Screw	2		
6	940400100039		Air Spring	1		
7	910300400006		Nut	1		
8	505618020024		Cam	1		
9	505618020017		Pin	1		
10	910400500004	1	Spring Washer	2		
11	910400100004	1	Flat Washer	2		
12	910200200023	1	Screw	2		
13	505618020026		Mounting Plate	1		
14	910200500015	1	Screw	2		
15	505633510002	2	Proximity Switch	1		
16	505618020027		Mounting Plate	1		
17	505618010001		Mounting Base	1		
18	910400100008	1	Flat Washer	4		
19	910400500008	1	Spring Washer	4		
20	505618020025		Pipe Clip	1		
21	910300500006	1	Nut	4		
22	910200200100	1	Screw	4		
23	505618020016		Crash Pad	2		
24	505698510002		Buffer Kits	2		
24.01	505618020029		Crash Pad	2		
24.02	505618020030		Sleeve	2		
24.03	505618020032		Pad	2		
24.04	505618020021		Pin	2		
24.05	910600600026	1	Cotter Pin	2		
25	505618020019		Protective Cover	1		

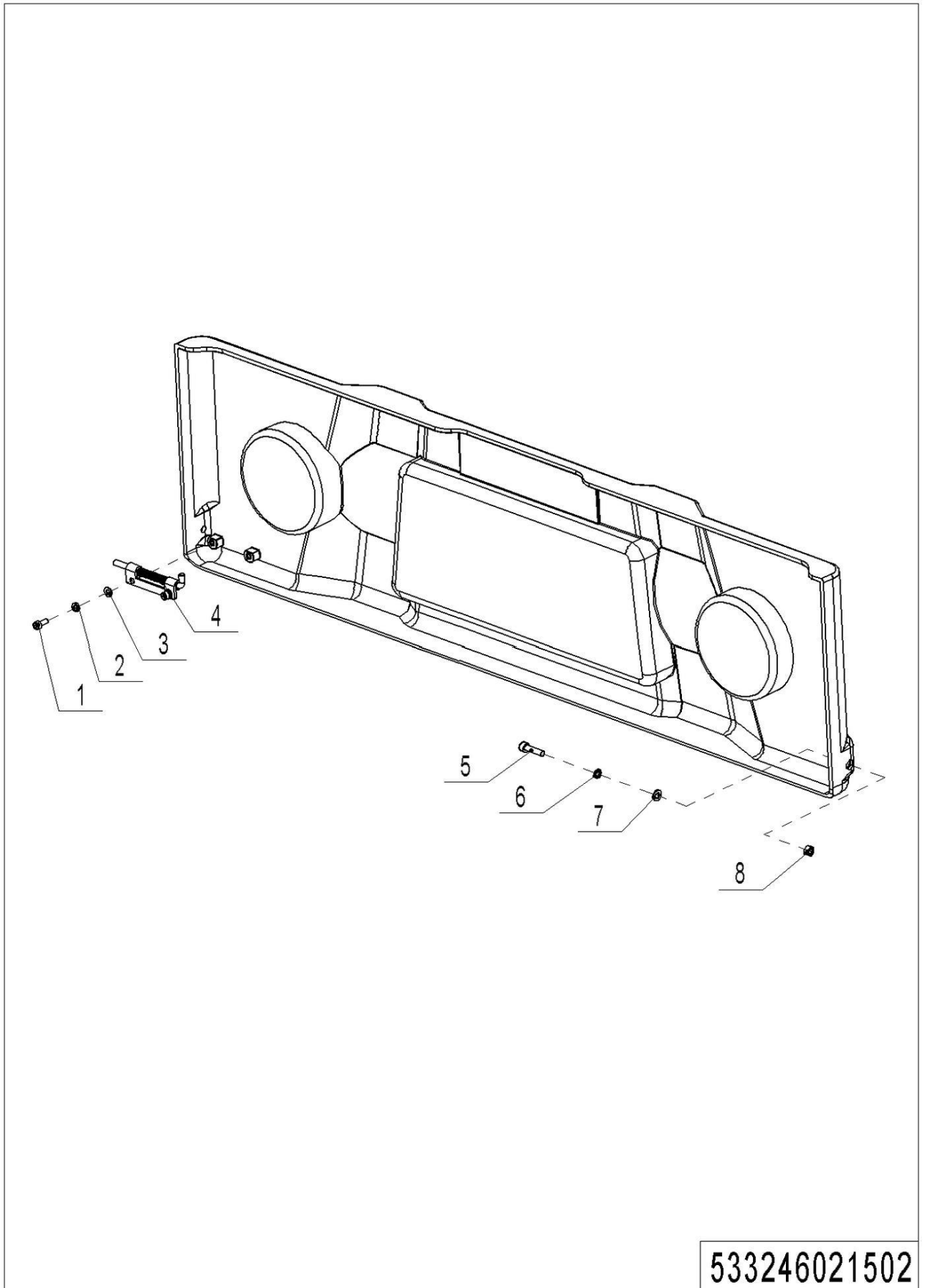
03 Platform (505646018001) Continuation



505646018001

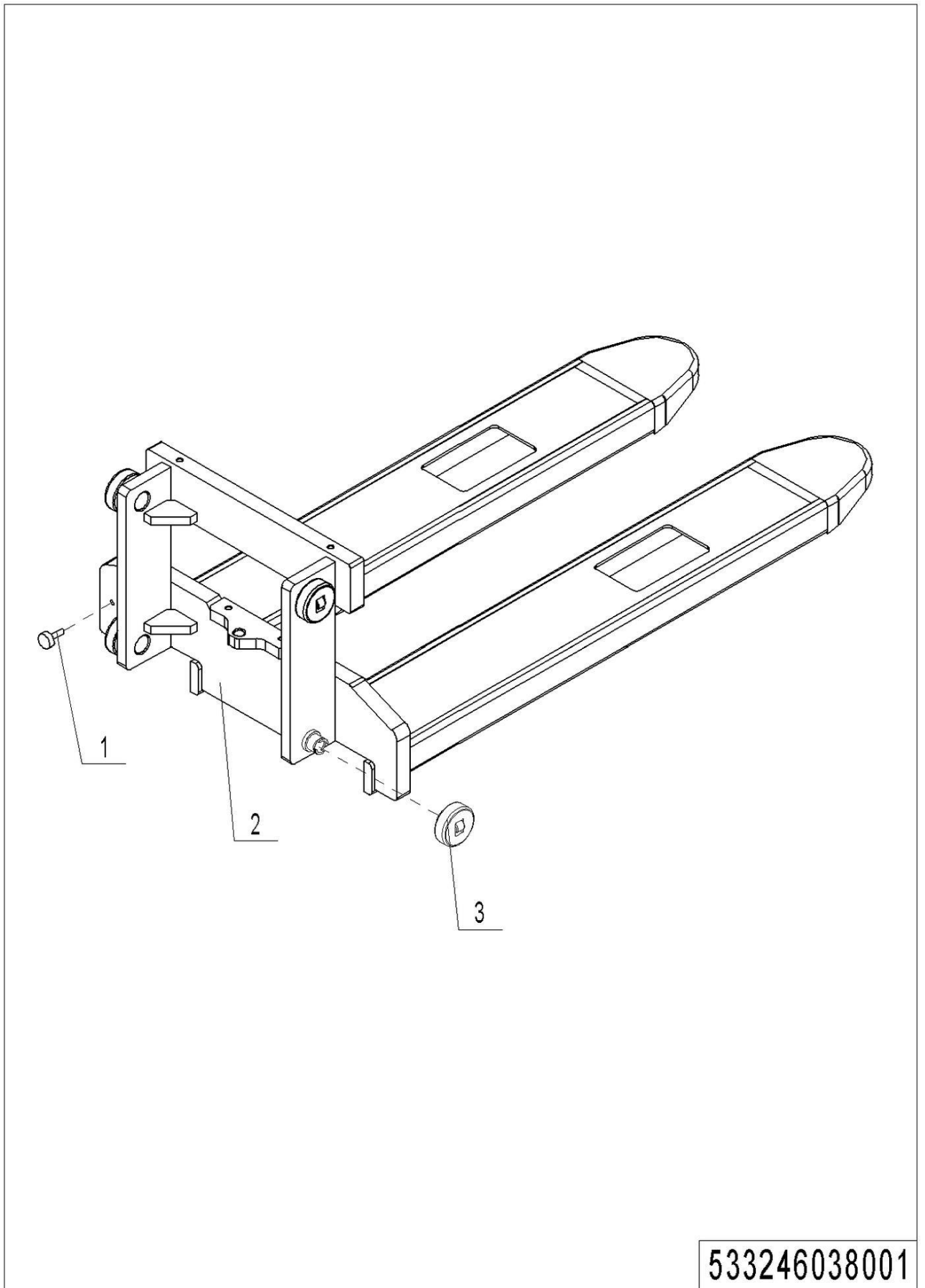
03 Platform (505646018001) Continuation

No.	Item Code	Mark	Item Description	Qty.	Substitute	Note
26	910400500005	1	Spring Washer	6		
27	910200300017	1	Screw	6		
28	505618020028		Spacer Bush	1		
29	910100300024	1	Bolt	1		
--	505698510013		Footboard Kit	1		

04 Battery Cover, Top (533246021502)

04 Battery Cover, Top (533246021502)

No.	Item Code	Mark	Item Description	Qty.	Substitute	Note
1	910200200013	1	Screw	2		
2	910400500003	1	Spring Washer	2		
3	910400100003	1	Flat Washer	2		
4	940800900001		Lock Pin	1		
5	910200200024	1	Screw	1		
6	910400500004	1	Spring Washer	1		
7	910400100004	1	Flat Washer	1		
8	910300100004	1	Nut	1		

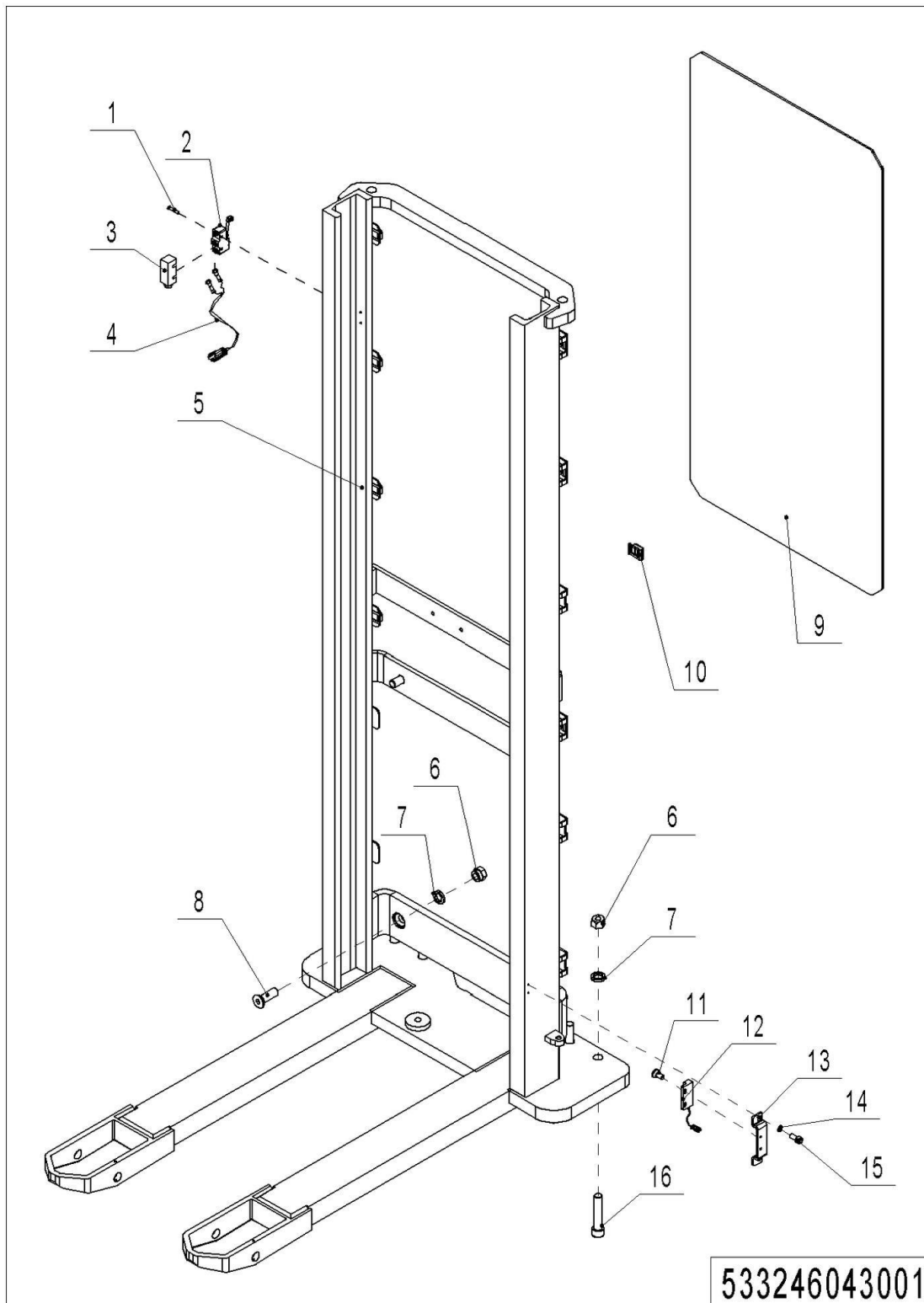
05 Fork Carriage (533246038001)**533246038001**

05 Fork Carriage (533246038001)

No.	Item Code	Mark	Item Description	Qty.	Substitute	Note
1	940600100001		Magnetic Steel	1		
2	533238010002	2	Fork(570x1150)	1		Single Mast, Single
2	533238010003	2	Fork(685x1150)	1		Single Mast, Single
2	533238010000	2	Fork(570x1150)	1		Double Mast,
2	533238010001	2	Fork(685x1150)	1		Double Mast,
3	940200300002		Compound Roller	4		

Chapter 4 : Mast

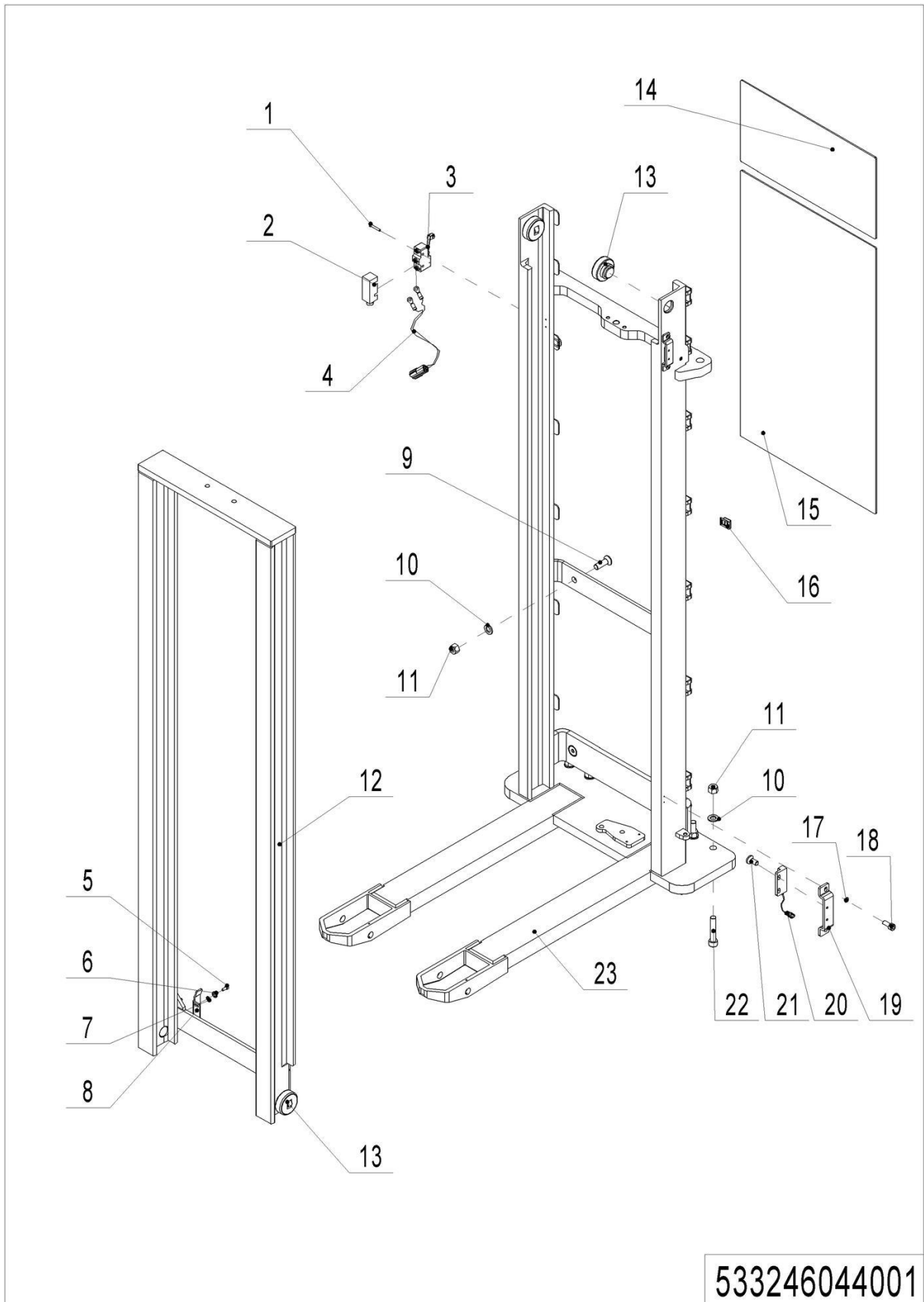
01 Single Mast (PSB12S) (533246043001)



01 Single Mast (PSB12S) (533246043001)

No.	Item Code	Mark	Item Description	Qty.	Substitute	Note
1	910200400006	1	Screw	2		
2	920200300001		Microswitch	1		
3	920200300008		Protective Cover	1		
4	533233010001		Wire Harness	1		
5	533243010001	2	Outer Mast(1600,570x1150)	1		1600;570×1150
5	533243010002	2	Outer Mast(1600,685x1150)	1		1600;685×1150
6	910300500008	1	Nut	8		
7	910400500010	1	Spring Washer	4		
8	941100300002	1	Screw	4		
9	533243020006		Guard Plate	1		
10	940400300001		Spring Buckle	8		
11	910200300002	1	Screw	4		
12	532633510000		Switch	1		
13	533244010004		Protective Cover	1		
14	910400500005	1	Spring Washer	1		
15	910200200033	1	Screw	1		
16	910200200128	1	Screw	4		

02 Double Mast (PSB12D Double Mast, Standard Lift) (533246044001)

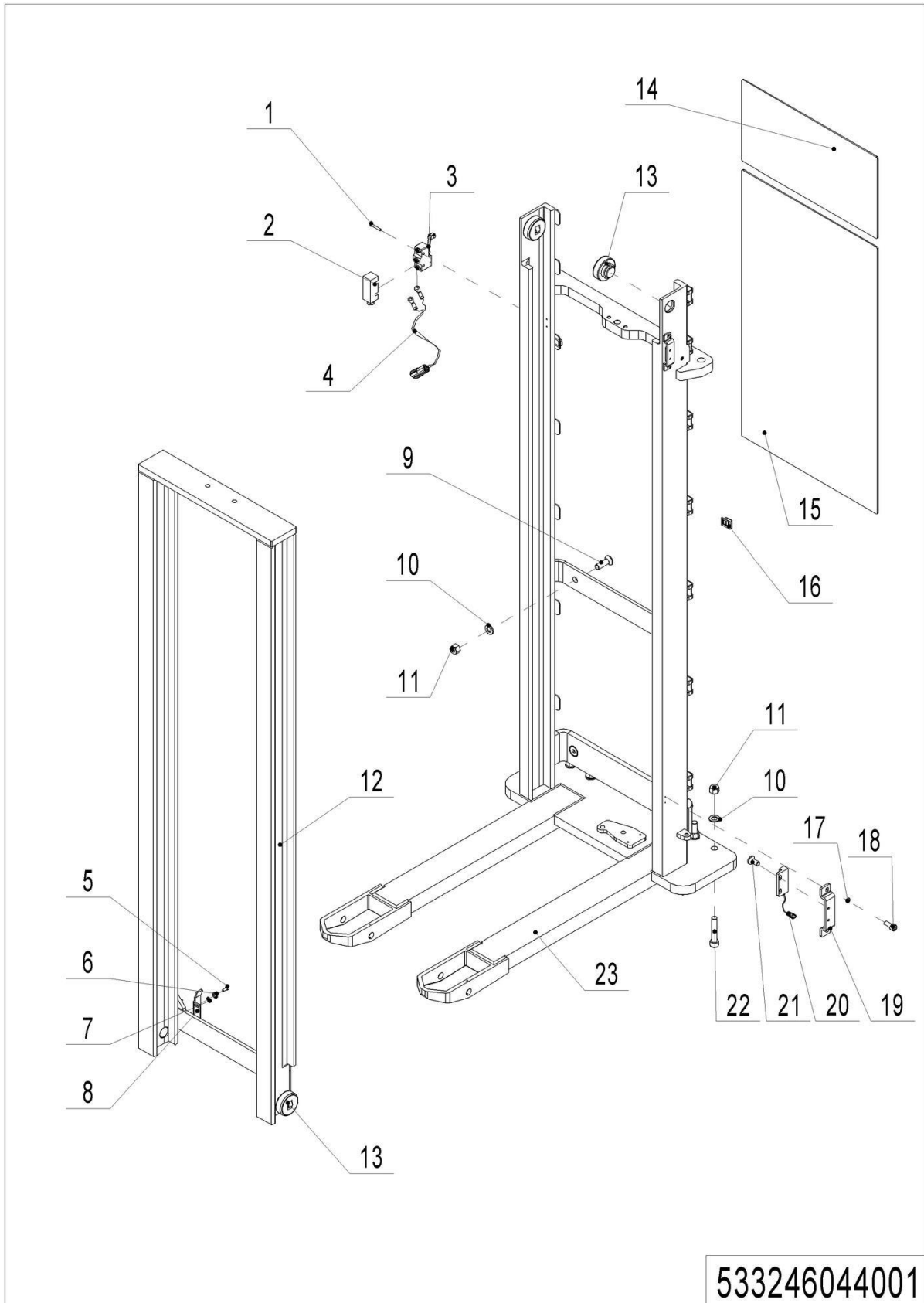


02 Double Mast (PSB12D Double Mast, Standard Lift) (533246044001)

No.	Item Code	Mark	Item Description	Qty.	Substitute	Note
1	910200400006	1	Screw	2		
2	920200300001		Microswitch	1		
3	920200300008		Protective Cover	1		
4	533233010001		Wire Harness	1		
5	910200200015	1	Screw	2		
6	910400500003	1	Spring Washer	2		
7	910400100003	1	Flat Washer	2		
8	533244010004		Protective Cover	2		
9	941100300002	1	Screw	4		
10	910400500010	1	Spring Washer	8		
11	910300500008	1	Nut	8		
12	533244010002	2	Inner Mast(3200)	1		3200 DX
12	533244010008	2	Inner Mast(2900)	1		2900 DX
12	533244010012	2	Inner Mast(3600)	1		3600 DX
12	533244010016	2	Inner Mast(2600)	1		2600 DX
13	940200300001		Compound Roller	4		
14	533244020026		Guard Plate	1		
15	533244020017		Guard Plate	1		3200 DX
15	533244020033		Guard Plate	1		2900 DX
15	533244020039		Guard Plate	1		3600 DX
15	533244020045		Guard Plate	1		2600 DX
16	940400300001		Spring Buckle	1		
17	910400500005	1	Spring Washer	2		
18	910200200033	1	Screw	2		
19	533244010004		Protective Cover	4		
20	532633510000		Switch	2		
21	910200300002	1	Screw	4		
22	910200200128	1	Screw	4		
23	533244010001	2	Outer Mast(3200,570x1150)	1		3200;570×1150 DX

02 Double Mast (PSB12D Double Mast, Standard Lift) (533246044001)

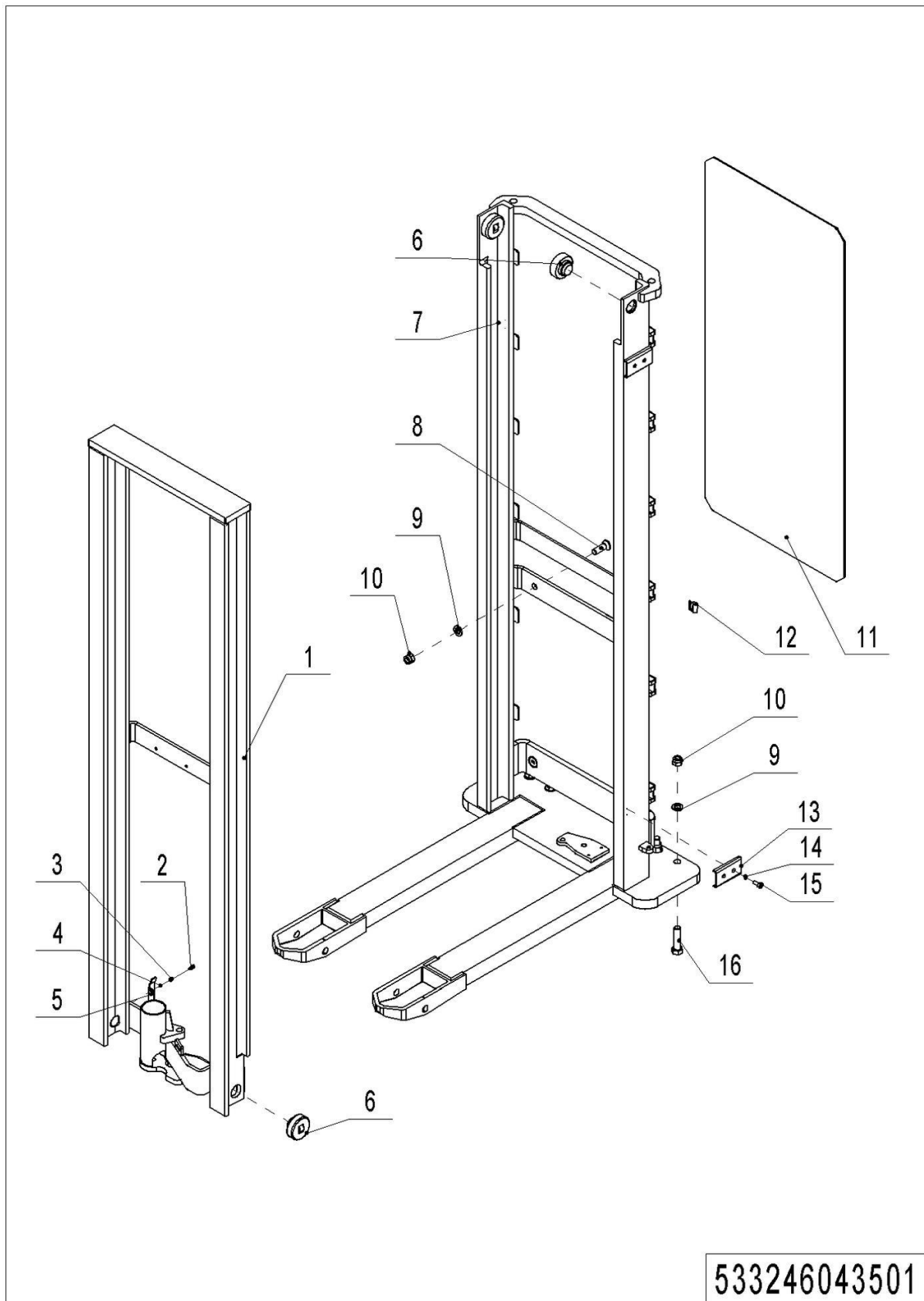
Continuation



02 Double Mast (PSB12D Double Mast, Standard Lift) (533246044001)

Continuation

No.	Item Code	Mark	Item Description	Qty.	Substitute	Note
23	533244010007	2	Outer Mast(2900,570x1150)	1		2900;570×1150 DX
23	533244010011	2	Outer Mast(3600,570x1150)	1		3600;570×1150 DX
23	533244010015	2	Outer Mast(2600,570x1150)	1		2600;570×1150 DX
23	533244010018	2	Outer Mast(3200,685x1150)	1		3200;685×1150 DX
23	533244010019	2	Outer Mast(2900,685x1150)	1		2900;685×1150 DX
23	533244010020	2	Outer Mast(3600,685x1150)	1		3600; 685×1150 DX
23	533244010021	2	Outer Mast(2600,685x1150)	1		2600; 685×1150 DX

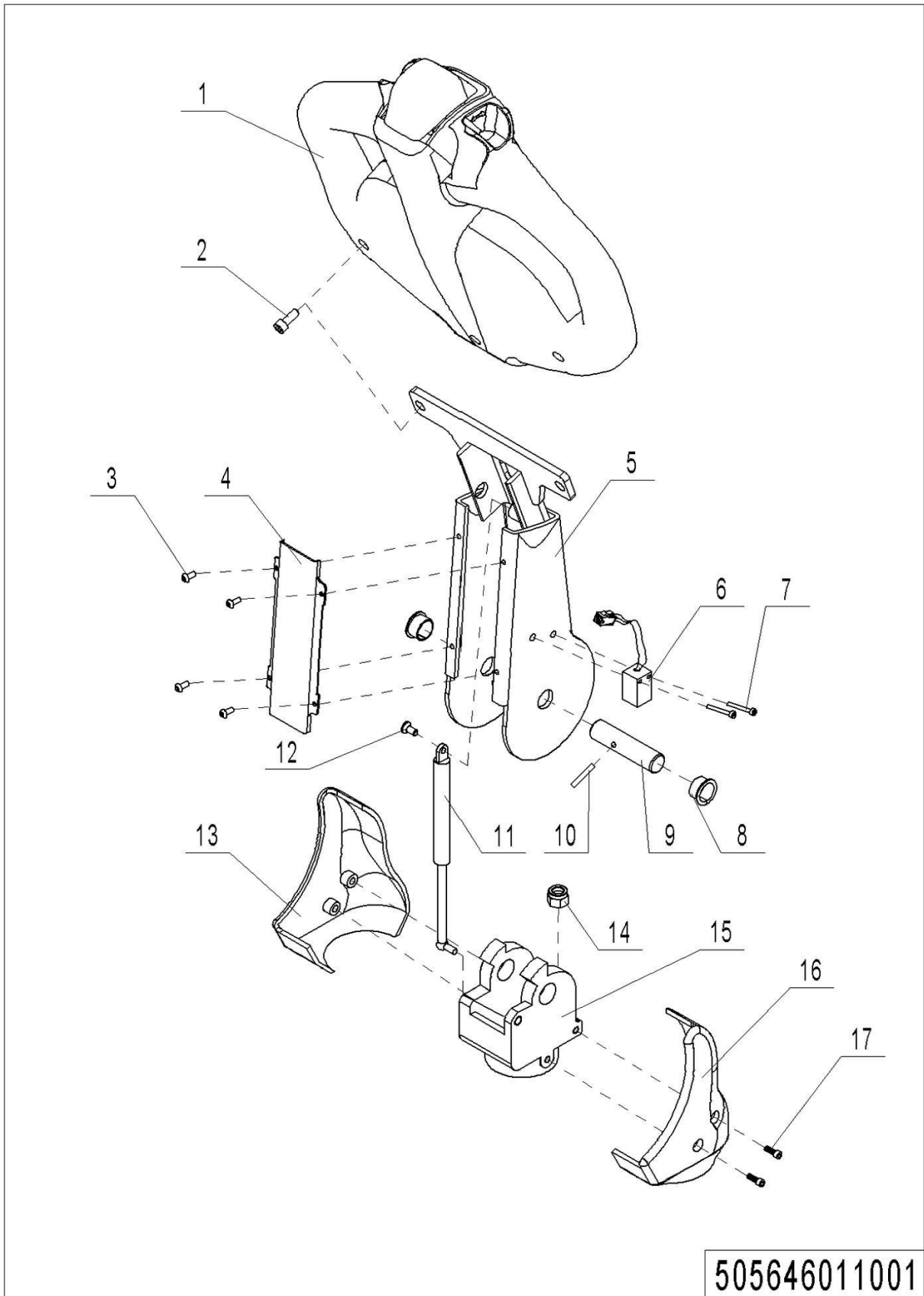
03 Double Mast (PSB12F Double Mast, FFL) (533246043501)

03 Double Mast (PSB12F Double Mast, FFL) (533246043501)

No.	Item Code	Mark	Item Description	Qty.	Substitute	Note
1	910200400006	1	Screw	2		
2	920200300001		Microswitch	1		
3	920200300008		Protective Cover	1		
4	533233010001		Wire Harness	1		
5	533243510002	2	Inner Mast(3200)	1		3200 DX+FFL
5	533243510008	2	Inner Mast(2900)	1		2900 DX+FFL
6	910200200015	1	Screw	2		
7	910400500003	1	Spring Washer	2		
8	910400100003	1	Flat Washer	2		
9	533244020018		Stop Plate	1		
10	940200300001		Compound Roller	4		
11	533243510001	2	Outer Mast(3200,570x1150)	1		3200;570×1150
11	533243510007	2	Outer Mast(2900,570x1150)	1		2900;570×1150
11	533243510010	2	Outer Mast(3200,685x1150)	1		3200;685×1150
11	533243510011	2	Outer Mast(2900,685x1150)	1		2900;685×1150
12	941100300002	1	Screw	4		
13	910400500010	1	Spring Washer	8		
14	910300500008	1	Nut	8		
15	533243520010		Guard Plate	1		3200 DX+FFL
15	533243520016		Guard Plate	1		2900 DX+FFL
16	940400300001		Spring Buckle	8		
17	910400500005	1	Spring Washer	4		
18	910200200033	1	Screw	4		
19	533244010004		Protective Cover	4		
20	532633510000		Switch	2		
21	910200300002	1	Screw	4		
22	910200200128	1	Screw	4		

Chapter 5: Steering System, Braking System, Wheels

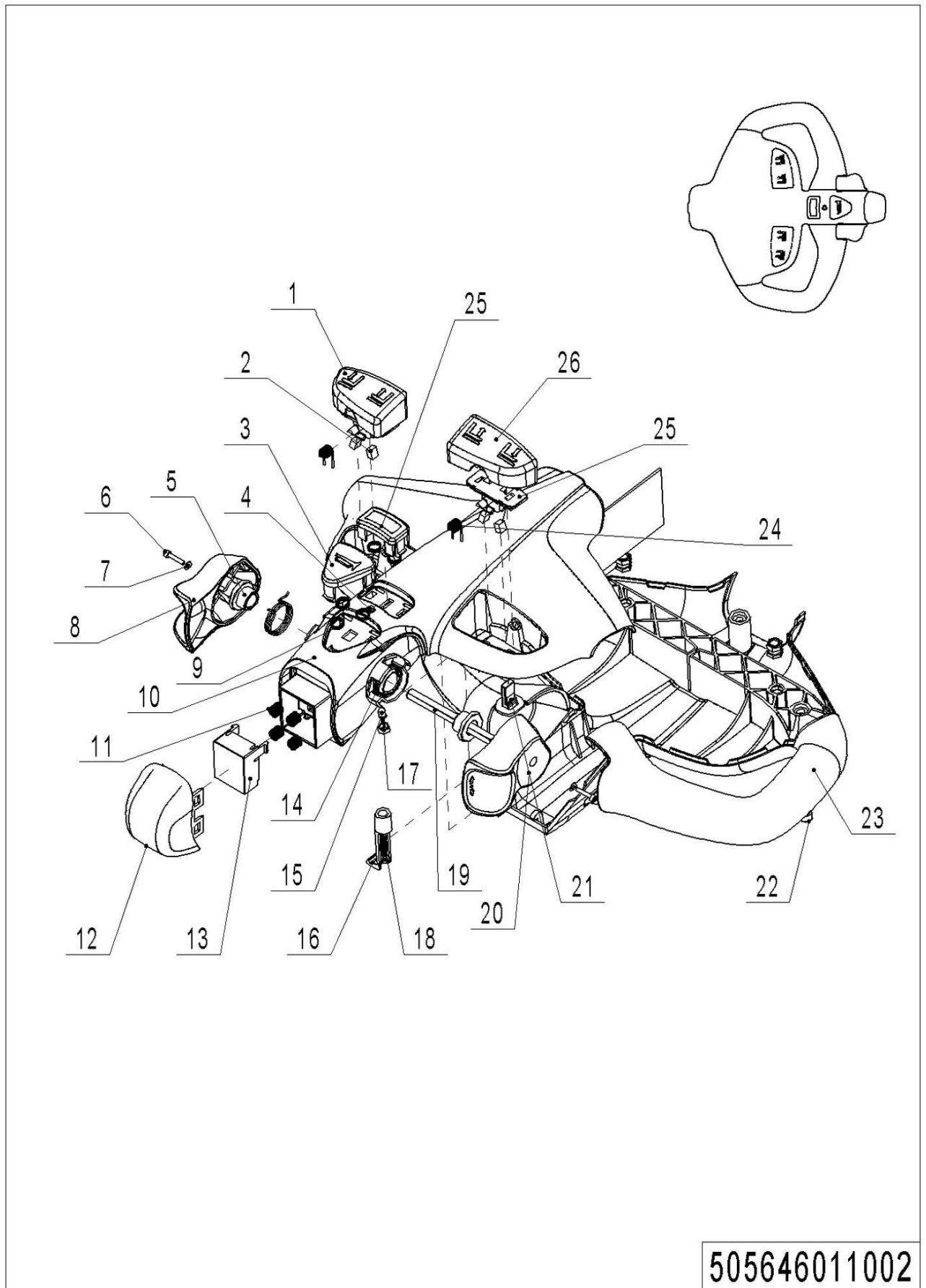
01 Tiller Unit (505646011001)



01 Tiller Unit (505646011001)

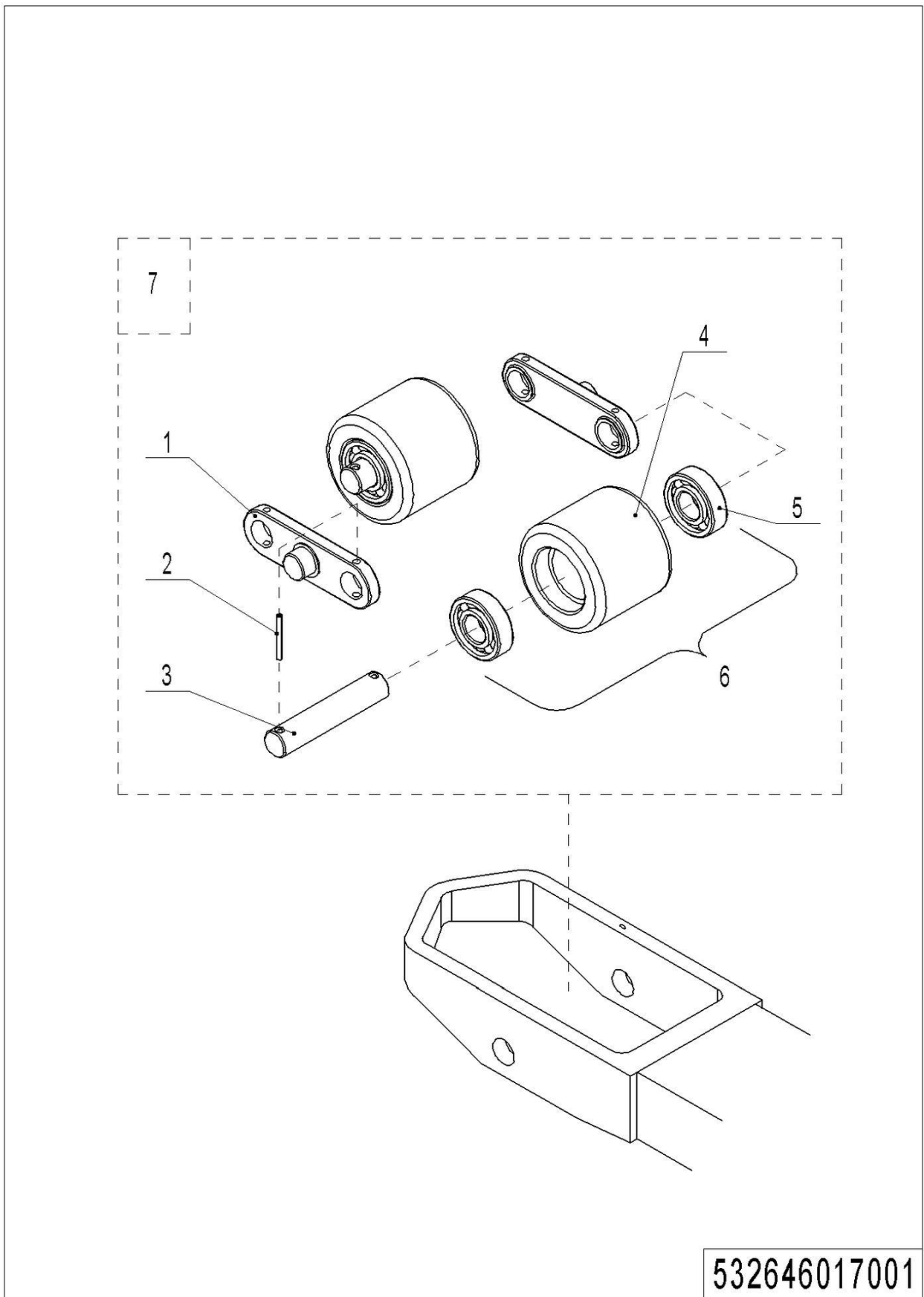
No.	Item Code	Mark	Item Description	Qty.	Substitute	Note
1	922100100001	2	Tiller	1		
2	910100300023	1	Bolt	2		
3	910200300005	1	Screw	4		
4	505611020006		Close Plate	1		
4	505611020013		Close Plate	1		
5	505611010000		Tiller	1		
5	505611010001		Tiller	1		
6	505633510000		Proximity Switch	1		
7	910200200005	1	Screw	2		
8	940500200002		Bushing	2		
9	505611020008		Axle	1		
10	910600400013	1	Spring Pin	1		
11	940400100002		Air Spring	1		400N
11	940400100003		Air Spring	1		450N(Long handle)
12	941100400001	1	Screw	1		
13	505611020010		Protective Cover	1		
14	910300500005	1	Nut	2		
15	505611020009		Bracket	1		
16	505611020011		Protective Cover	1		
17	910200300016	1	Screw	4		

02 Control Handle (505646011002)



02 Control Handle (505646011002)

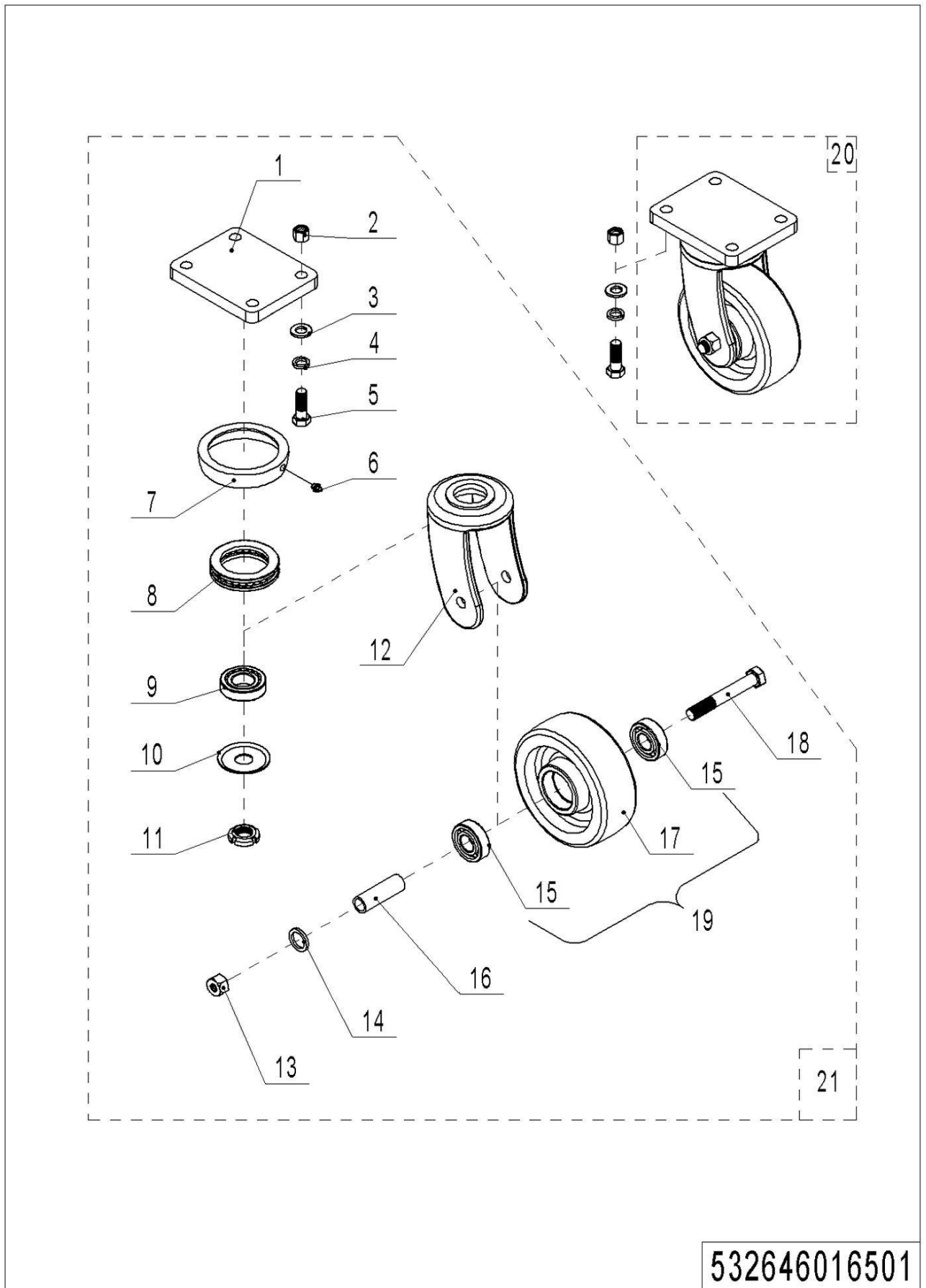
No.	Item Code	Mark	Item Description	Qty.	Substitute	Note
1	505698520016		Button cap	1		
2	505698520005		Magnet	4		
3	505698520002		Horn Button	1		
4	505698520025		Lamp Holder	1		
5	505698520004		Sleeve	2		
6	505698520008		Screw	2		
7	505698520009		Washer	2		
8	505698520001		Traction lever	1		
9	505698520003		Spring	5		
10	505698520014		Handle Cap	1		
11	505698520006		Spring	4		
12	505698520020		Button Cap-	1		
13	505698520019		Pedestal	1		
14	505698520026		Torsional Spring	1		
15	505698520024		Light	1		
16	505698520012		Clamp	1		
17	505698520025		Lamp Holder	1		
18	505698520023		Screw	1		
19	505698520011		Axle-Traction lever	1		
20	505698520010		Traction lever	1		
21	505698520013		Sensor	2		
22	505698520007		Screw	3		
23	505698520015		Handle Cap	1		
24	505698520017		Fixing Base	2		
25	505698520018		Torsional Spring	2		
26	505698520022		Button Cap	1		

03 Load Wheel (532646017001)**532646017001**

03 Load Wheel (532646017001)

No.	Item Code	Mark	Item Description	Qty.	Substitute	Note
1	532617020002		Plate	2		
2	910600400027		Spring Pin	4		
3	302517020001		Axle	2		
4	940300300005		Wheel Φ 80x70	2		
5	910700200019		Bearing	4		
6	502398510002		Wheel	2		
7	532617001000		Wheel	2		

04 Caster (533246016501)



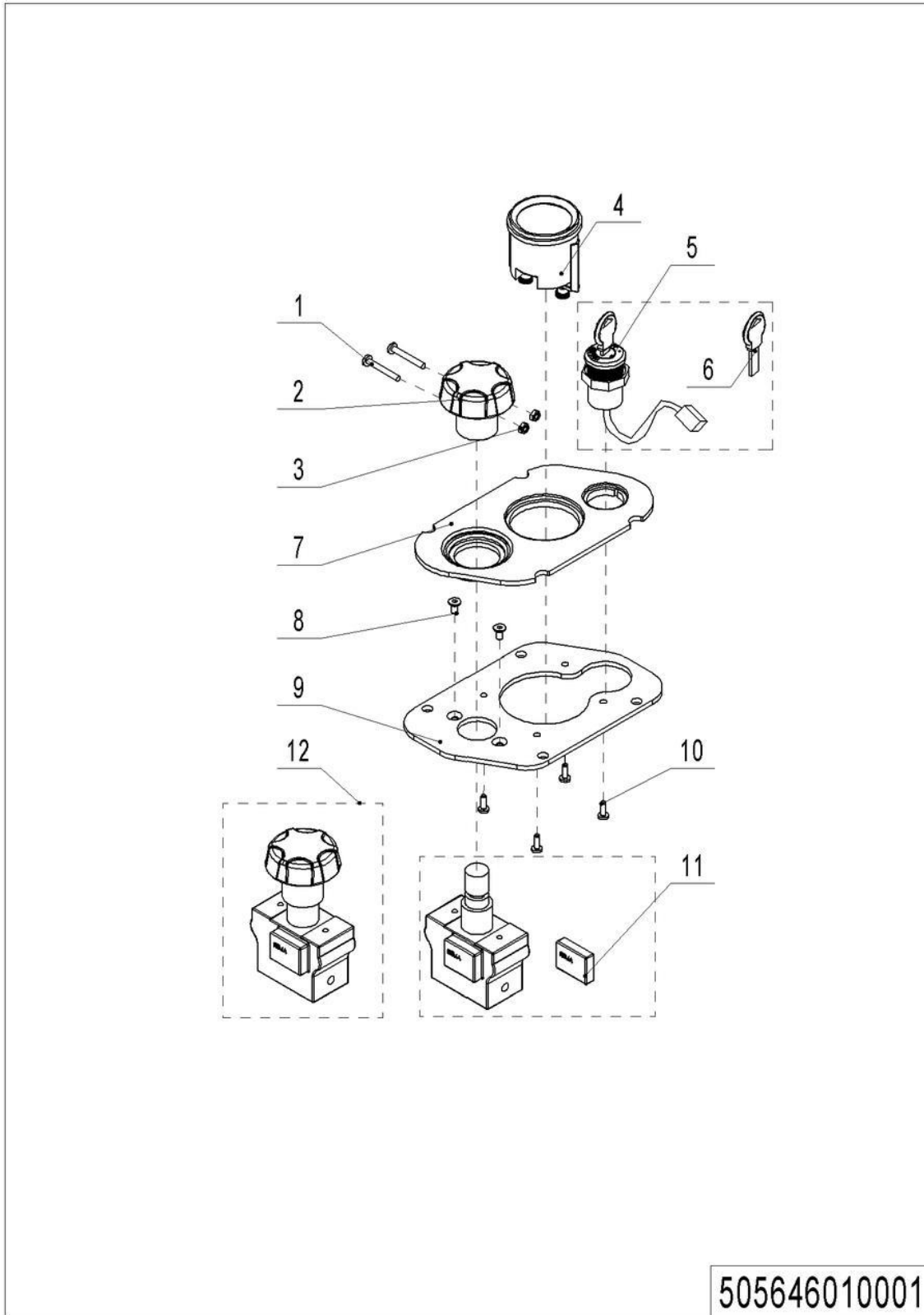
532646016501

04 Caster (533246016501)

No.	Item Code	Mark	Item Description	Qty.	Substitute	Note
1	533216510002		Flange	2		
2	910300500006	1	Nut	8		
3	910400100008	1	Flat Washer	8		
4	910400500008	1	Spring Washer	8		
5	910200200102	1	Screw	8		
6	401716520009	1	Oil Cup	2		
7	533216520002		Dust Cap	2		
8	910700700002		Bearing	2		
9	910700200020		Bearing	2		
10	533216520004		Gland	2		
11	910300800002	1	Nut	2		
12	533216520005		Wheel Carrier	2		
13	910300500007	1	Nut	2		
14	533216520006		Washer	4		
15	910700200019		Bearing	4		
16	533216520007		Bushing	2		
17	940300300020		WheelΦ150x54	2		
18	910100100069	1	Bolt	2		
19	533298510003		Wheel	1		
20	533216510000		Caster Assembly	2		
21	533298510005		Caster Assembly	2		

Chapter 6: Electrical Parts

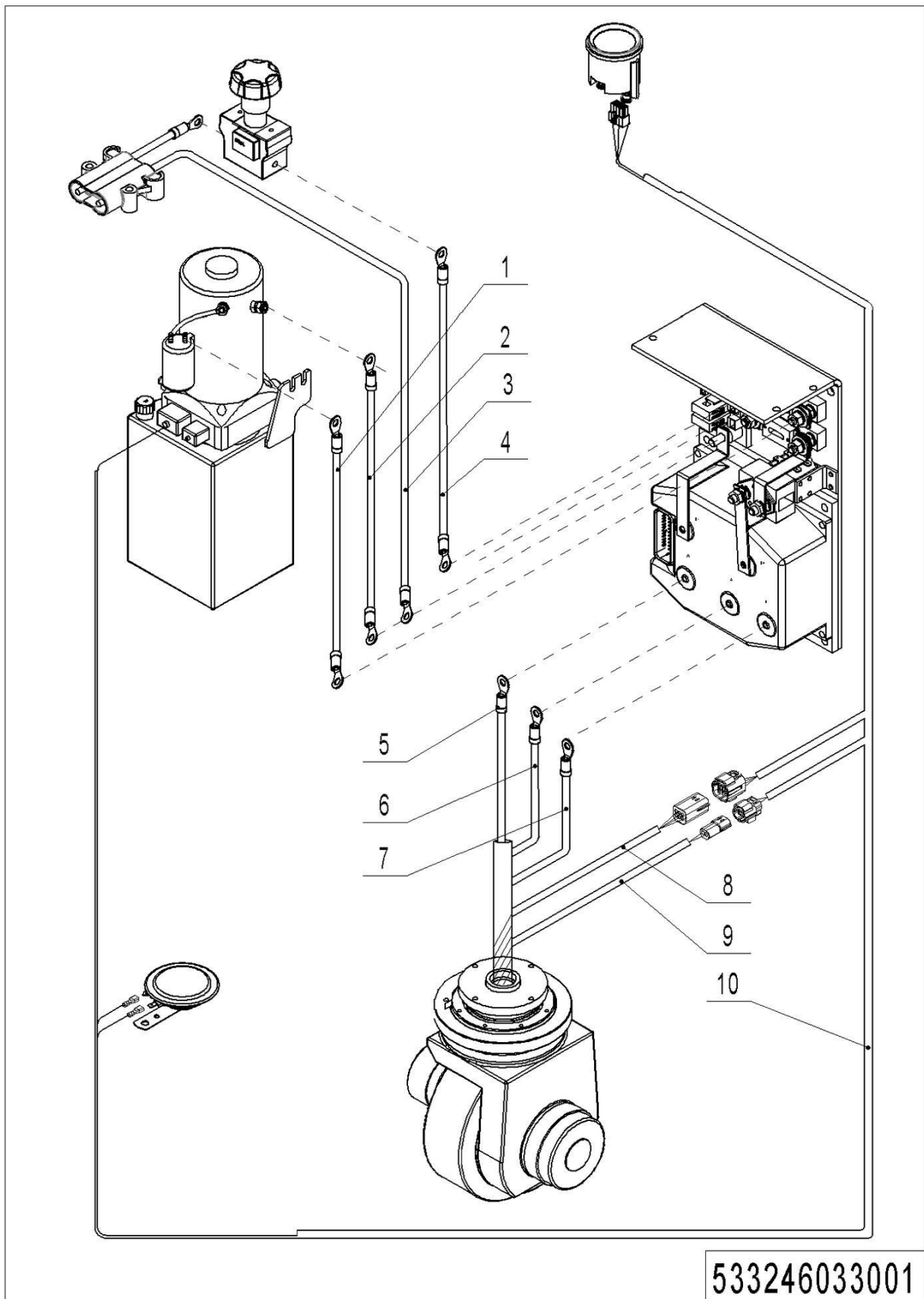
01 Display Assembly (505646010001)



01 Display Assembly (505646010001)

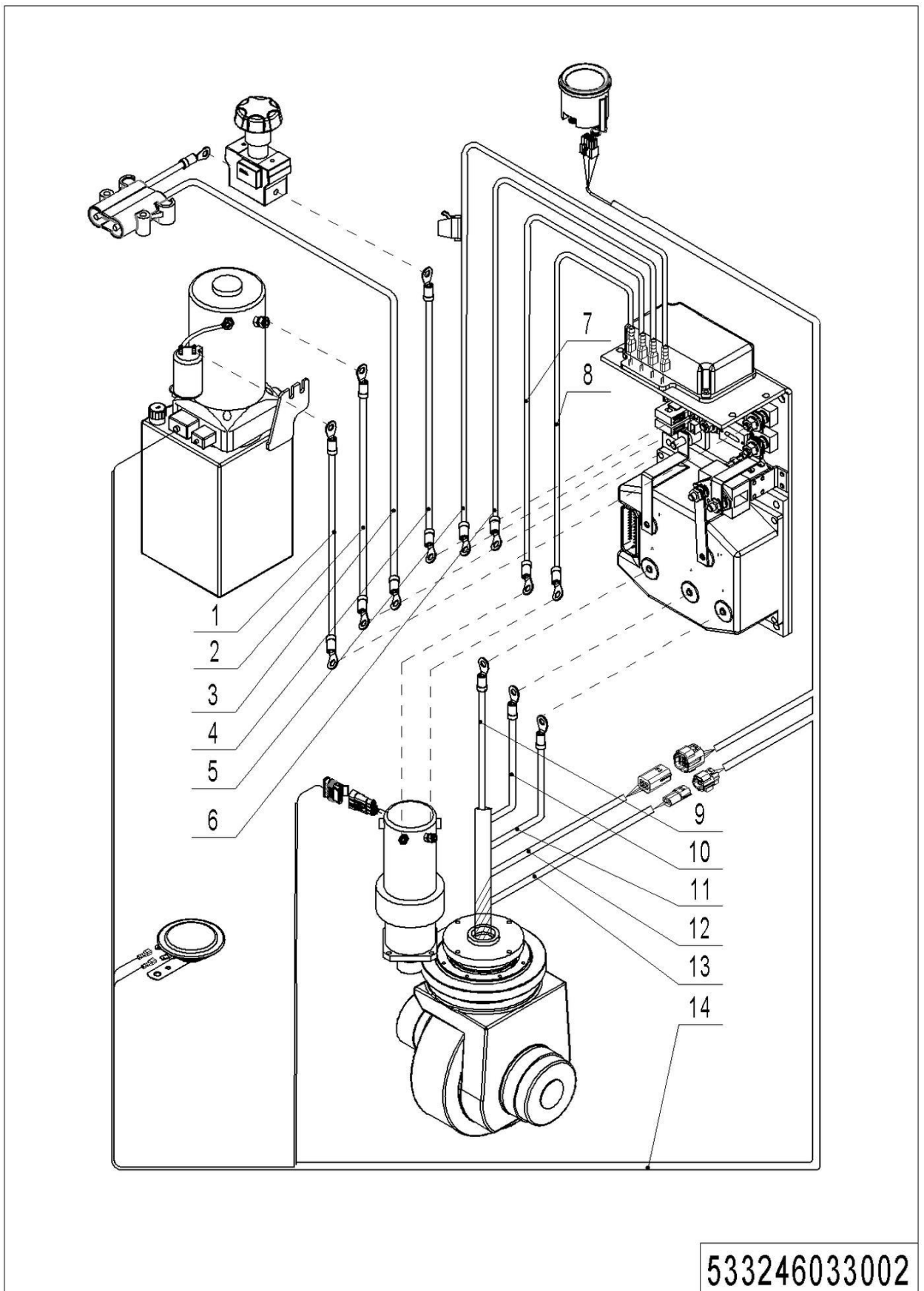
No.	Item Code	Mark	Item Description	Qty.	Substitute	Note
1	910200500016	1	Screw	2		
2	505698520029	2	Button	1		
3	910300100002	1	Nut	2		
4	921100100001	2	Battery Indicator	1		
4	921100100044	2	Battery Indicator	1		
5	505634010000	2	Key Switch	1		
6	505698520031	2	Key	1		
7	505610020000		Panel	1		
8	910200400010	1	Screw	2		
9	505610020001		Fixing Plate	1		
10	910201300001	1	Screw	4		
11	920200100011	2	Emergency Button	1		
12	920200100001	2	Emergency Button	1		

02 Wire Harness (Manual Steering) (533246033001)



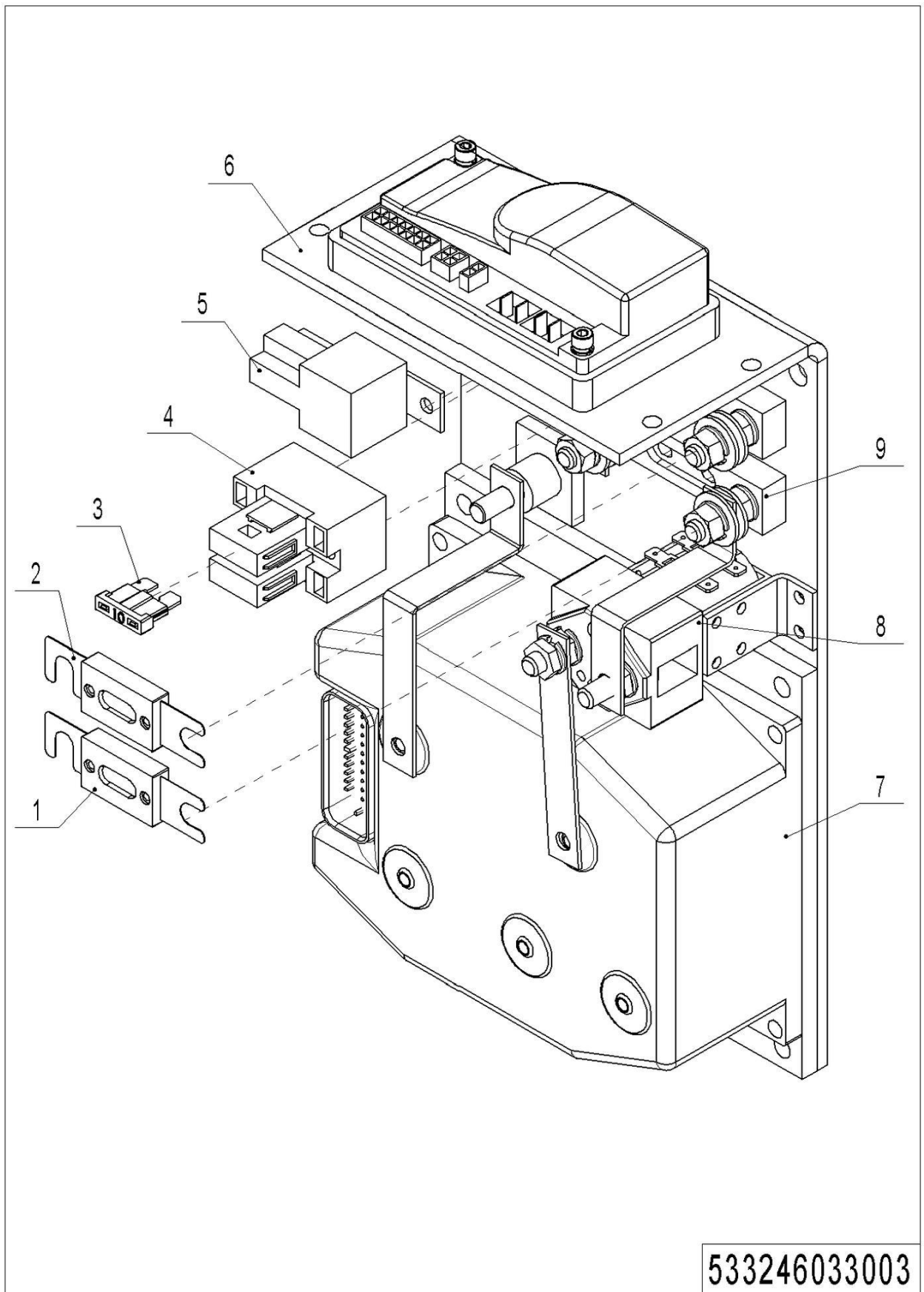
02 Wire Harness (Manual Steering) (533246033001)

No.	Item Code	Mark	Item Description	Qty.	Substitute	Note
1	533233010009		Cable	1		
2	533233010010		Cable	1		
3	533233010013		Wire Harness	1		
4	533233010014		Cable	1		
5	533233010008		Cable	1		
6	533233010007		Cable	1		
7	533233010006		Cable	1		
8	533233010011		Wire Harness	1		
9	533233010012		Wire Harness	1		
10	533233010000		Wire Harness	1		
10	533233010025		Wire Harness	1		Proportional Valve

03 Wire Harness (EPS) (533246033002)

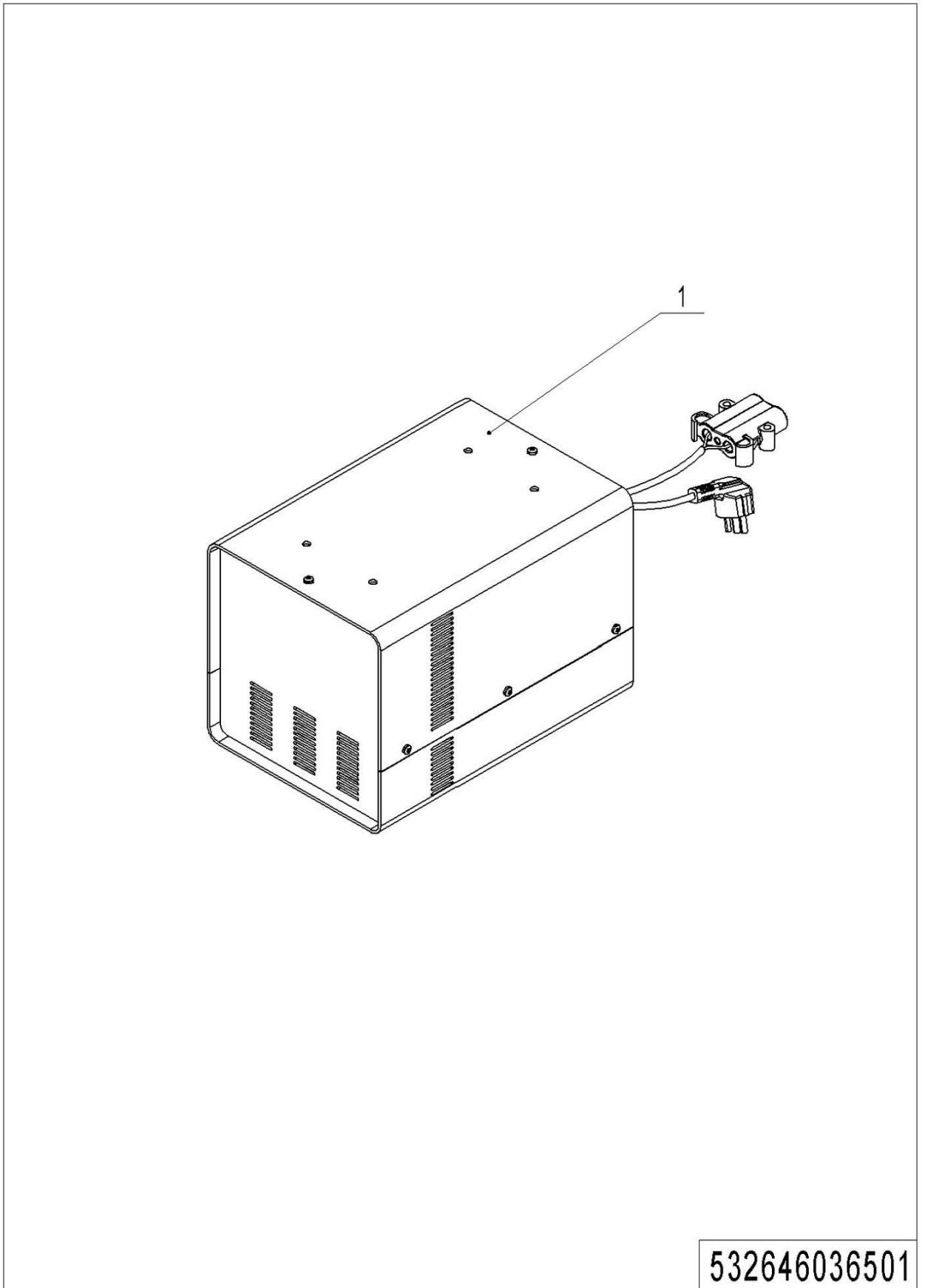
03 Wire Harness (EPS) (533246033002)

No.	Item Code	Mark	Item Description	Qty.	Substitute	Note
1	533233010009		Cable	1		
2	533233010010		Cable	1		
3	533233010013		Wire Harness	1		
4	533233010014		Cable	1		
5	533233010028		Wire Harness	1		
6	505633010026		Cables	1		
7	533233010030		Cables	1		
8	533233010029		Cables	1		
9	533233010019		Cable	1		
10	533233010018		Cable	1		
11	533233010017		Cable	1		
12	533233010020		Wire Harness	1		
13	533233010021		Wire Harness	1		
14	533233010027		Wire Harness	1		
14	533233010032		Wire Harness	1		Proportional Valve

04 Controller (533246033003)

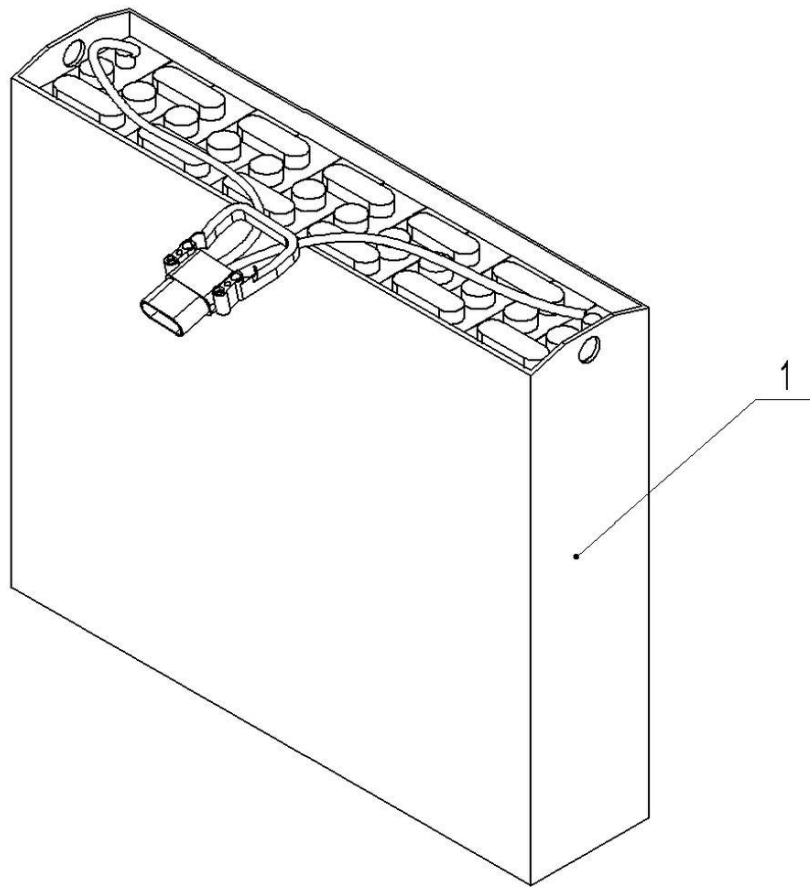
04 Controller (533246033003)

No.	Item Code	Mark	Item Description	Qty.	Substitute	Note
1	920100100007	2	Fuse	1		
2	920100100008	2	Fuse	1		
3	920100200002	2	Fuse	1		
4	920100400005	2	Fuse Holder	1		
5	920800100001	2	Relay	1		
6	921400100003	2	Controller	1		EPS
7	921400100006	2	Controller	1		
8	920700100004	2	Contactactor	1		
9	920100400002	2	Fuse Holder	2		

05 Charger (533246036501)

05 Charger (533246036501)

No.	Item Code	Mark	Item Description	Qty.	Substitute	Note
1	921000200283	2	Charger24V30A(Aisa-CHN)	1		
1	921000200289	2	Charger24V30A(Aisa-ENG)	1		
1	921000200293	2	Charger24V30A(EU)	1		
1	921000200301	2	Charger24V30A(AUS)	1		
1	921000200297	2	Charger24V30A(ENG)	1		
1	921000200305	2	Charger24V30A(USA)	1		
1	921000200001	2	Charger24V30A(Aisa-CHN)	1		
1	921000200002	2	Charger24V30A(Aisa-ENG)	1		
1	921000200003	2	Charger24V30A(EU)	1		
1	921000200004	2	Charger24V30A(AUS)	1		
1	921000200005	2	Charger24V30A(ENG)	1		
1	921000200006	2	Charger24V30A(USA)	1		
1	921000200151	2	Charger24V30A(Aisa-CHN)	1		
1	921000200153	2	Charger24V30A(Aisa-ENG)	1		
1	921000200152	2	Charger24V30A(EU)	1		
1	921000200154	2	Charger24V30A(ENG)	1		

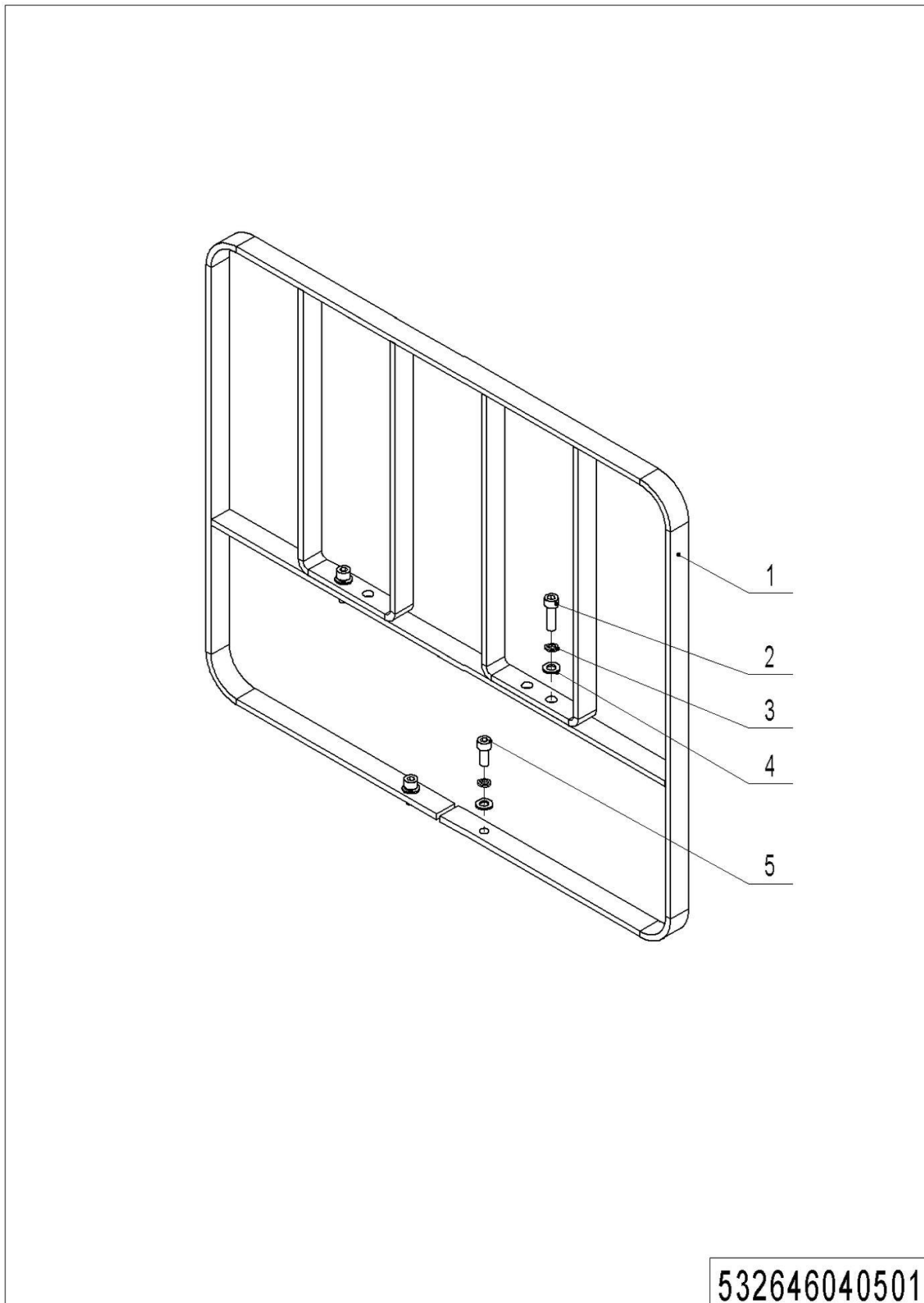
06 Traction Battery (533246037001)**533246037001**

05 Traction Battery (536246037001)

No.	Item Code	Mark	Item Description	Qty.	Substitute	Note
1	533237010000	2	Battery24V210Ah(welded)	1		TB
1	533237010001	2	Battery24V210Ah	1		TB
1	533237010003	2	Battery24V210Ah	1		TN

Chapter 7: Special Parts

01 Load Backrest (532646040501)

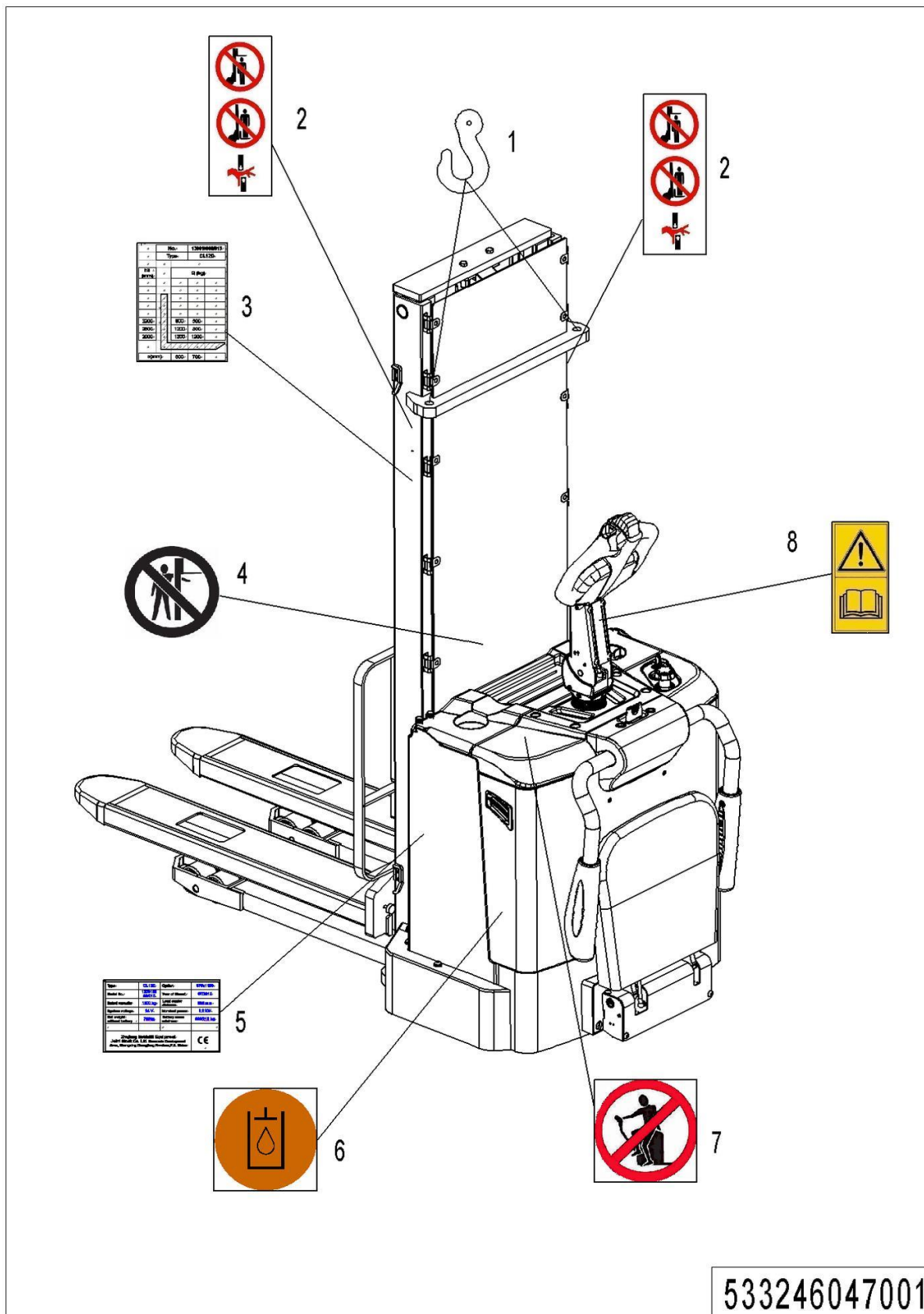


01 Load Backrest (532646040501)

No.	Item Code	Mark	Item Description	Qty.	Substitute	Note
1	532640510001		Load Backrest	1		
2	910200200076	1	Screw	2		
3	910400500007	1	Spring Washer	4		
4	910400100007	1	Flat Washer	4		
5	910200200078	1	Screw	2		

Chapter 8: Others

01 Labels and Decals-EU (533246047001)

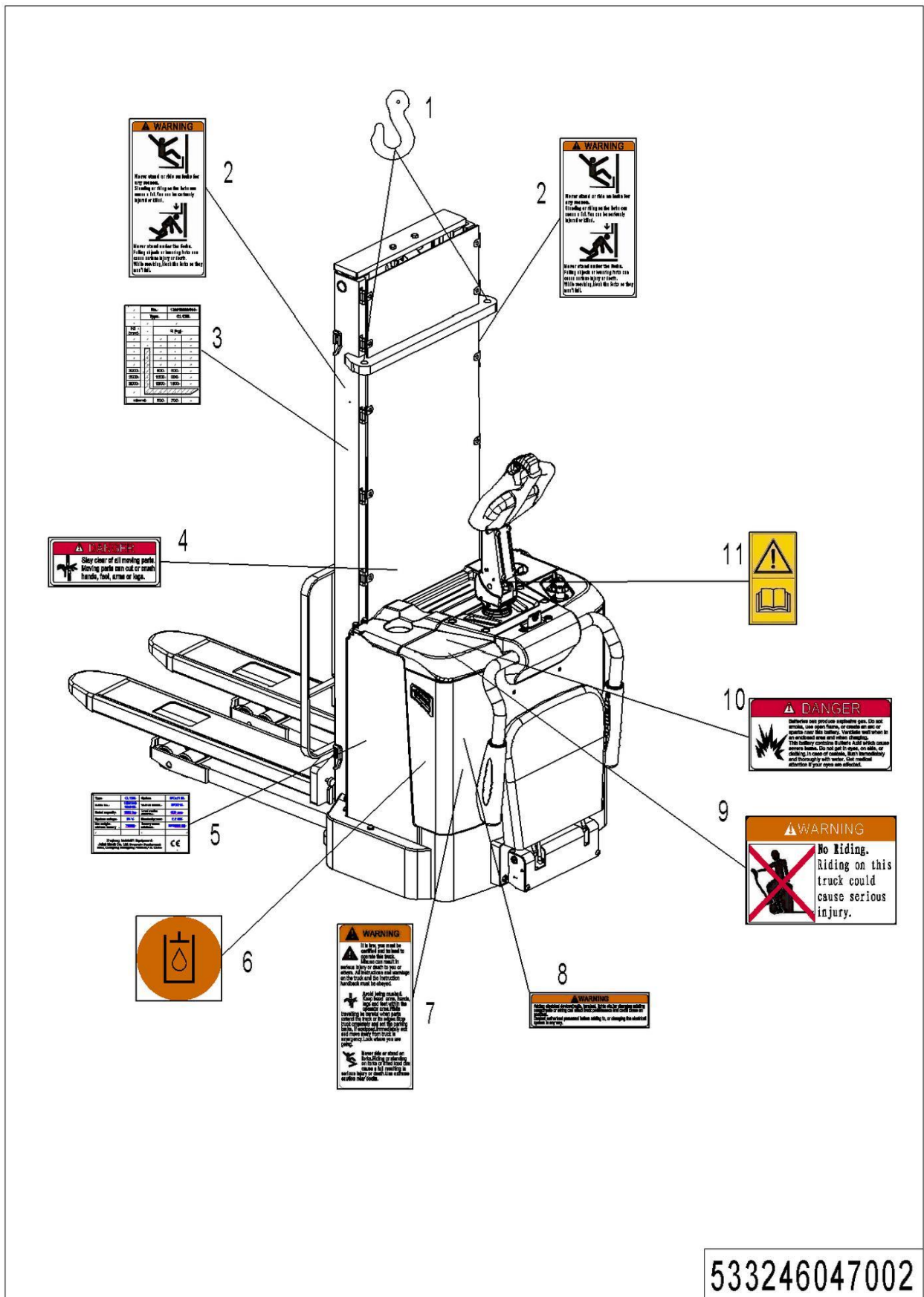


1= Supply as package. 2= Supply with constraints. 3= Phasing-out supply. 4= Supply as assembly. 5= Check other tables.

01 Label and Decals-EU (533246047001)

No.	Item Code	Mark	Item Description	Qty.	Substitute	Note
1	941200300001		Label	2		
2	941200100004		Label	2		
3	533547020000		Load Capacity Diagram	1		
4	941200100006		Label	1		
5	534147520000		Truck data plate	1		
6	941200300003		Label	1		
7	941200100003		Label	1		
8	941200300002		Label	1		

02 Labels and Decals-US (533246047002)



533246047002

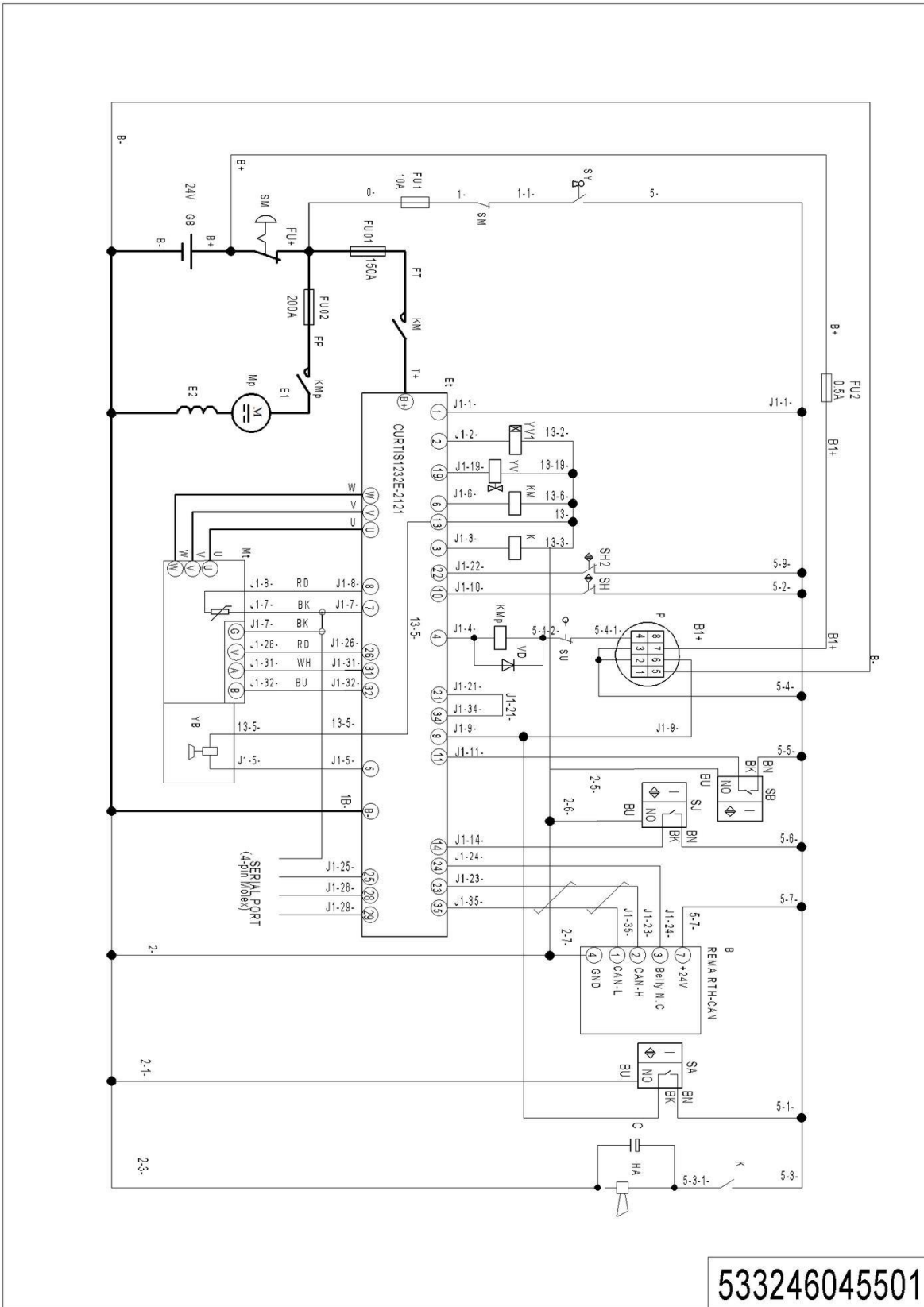
1= Supply as package. 2= Supply with constraints. 3= Phasing-out supply. 4= Supply as assembly. 5= Check other tables.

02 Labels and Decals-US (533246047002)

No.	Item Code	Mark	Item Description	Qty.	Substitute	Note
1	941200300001		Label	2		
2	941200100016		Label	2		
3	533547020000		Load Capacity Diagram	1		
4	941200100014		Label	1		
5	534147520000		Truck data plate	1		
6	941200300003		Label	1		
7	941200100009		Label	1		
8	941200100010		Label	1		
9	941200100011		Label	1		
10	941200100013		Label	1		
11	941200300002		Label	1		

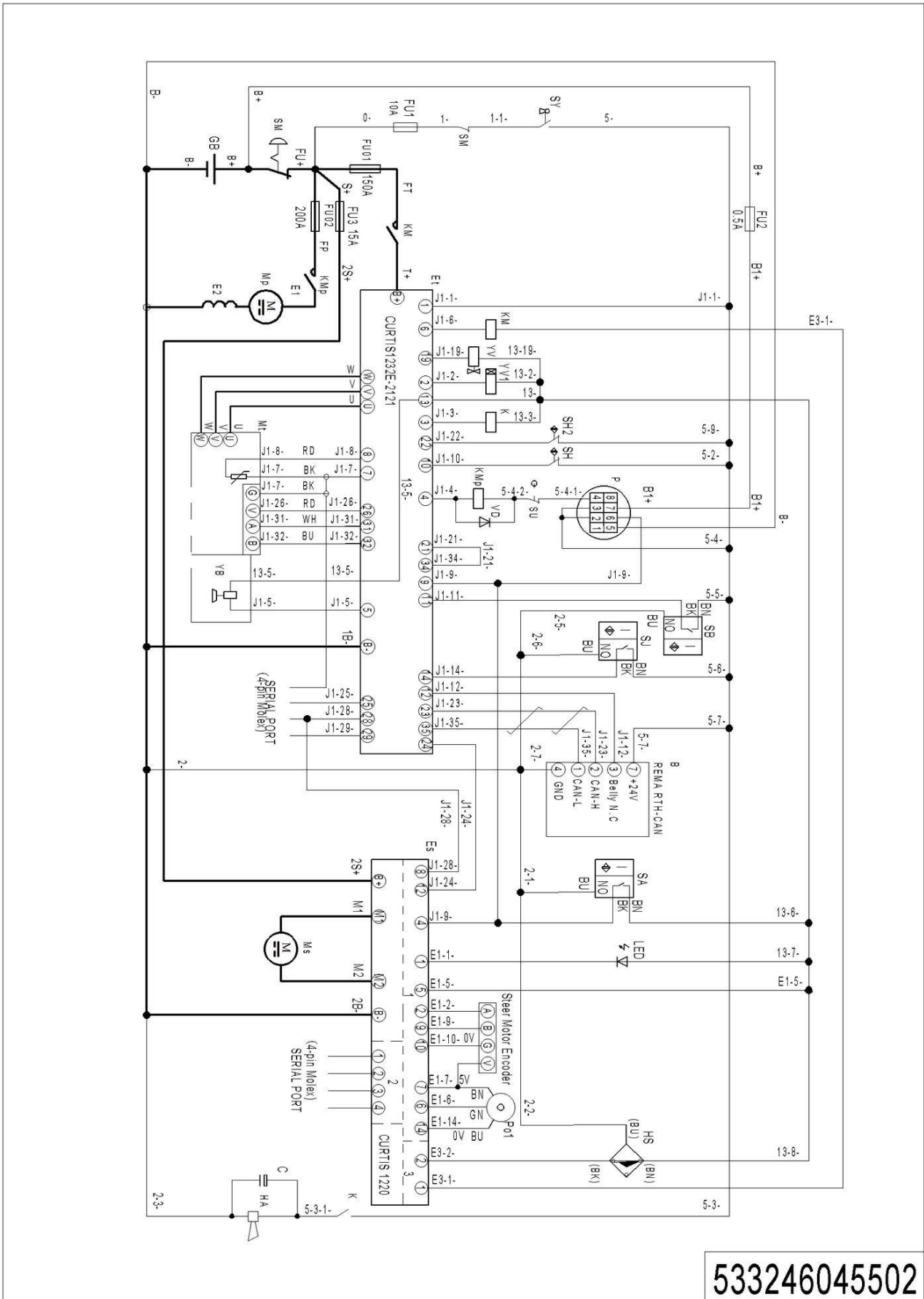
Appendix

01 Electrical Circuit Diagram (Manual Steering) (533246045501)



1= Supply as package. 2= Supply with constraints. 3= Phasing-out supply. 4= Supply as assembly. 5= Check other tables.

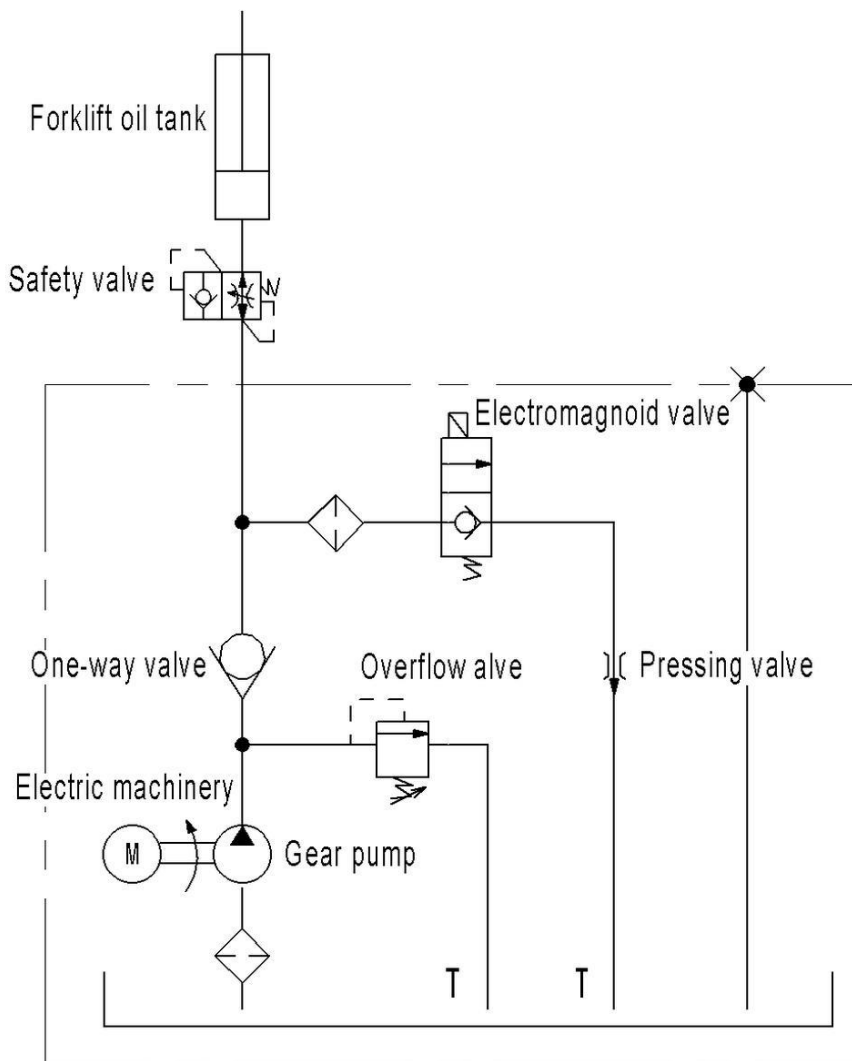
02 Electrical Circuit Diagram (EPS) (533246045502)



533246045502

1= Supply as package. 2= Supply with constraints. 3= Phasing-out supply. 4= Supply as assembly. 5= Check other tables.

03 Hydraulic Diagram (533246045503)



533246045503

04 Consumable Parts List

No.	Item Code	Item Description	Qty.	Chapter/ Section/ Number
1	910700200042	Bearing	1	Chapter 1/01/16
2	910800100085	O-Ring	1	Chapter 1/02/5
3	961000100010	Tyre	1	Chapter 1/02/10
4	910700200041	Bearing	2	Chapter 1/03/12
5	910700200052	Bearing	1	Chapter 1/04/15
6	533298510001	Seal Kit	1	Chapter 2/01/12.01 Chapter 2/02/12.01
7	533298520059	Seal Kit	1	Chapter 2/02/12.01
8	910700200020	Bearing	2	Chapter 2/02/14
9	910700200021	Bearing	2	Chapter 2/03/4 Chapter 2/04/4
10	533898510001	Seal Kit	1	Chapter 2/03/36.0 Chapter 2/04/36.01
11	533298510050	Seal Kit	1	Chapter 2/05/6.01 Chapter 2/06/6.01
12	532698520056	O-Ring	1	Chapter 2/07/12Chapter 2/08/12Chapter 2/09/11
13	940400100006	Air Spring	1	Chapter 3/02/4
14	505617510005	Leaf Spring	1	Chapter 3/02/7
15	940500200008	Bushing	1	Chapter 3/03/3
16	940400100039	Air Spring	1	Chapter 3/03/6
17	505698510002	Buffer Kits	1	Chapter 3/03/24
18	940500200002	Bushing	1	Chapter 5/01/8
19	940400100002	Air Spring	1	Chapter 5/01/11
20	940400100003	Air Spring	1	Chapter 5/01/11
21	940300300005	WheelΦ80x70	2	Chapter 5/03/4
22	910700200019	Bearing	1	Chapter 5/03/5Chapter 5/04/15
23	940300300020	WheelΦ150x54	1	Chapter 5/04/17
24	533298510003	Wheel	1	Chapter 5/04/19
25	502398510002	Wheel	1	Chapter 5/03/6
26	910700700002	Bearing	2	Chapter 5/04/8
27	910700200020	Bearing	2	Chapter 5/04/9
28	920100100007	Fuse	1	Chapter 6/04/1
29	920100100008	Fuse	1	Chapter 6/04/2
30	920100200002	Fuse	1	Chapter 6/04/3